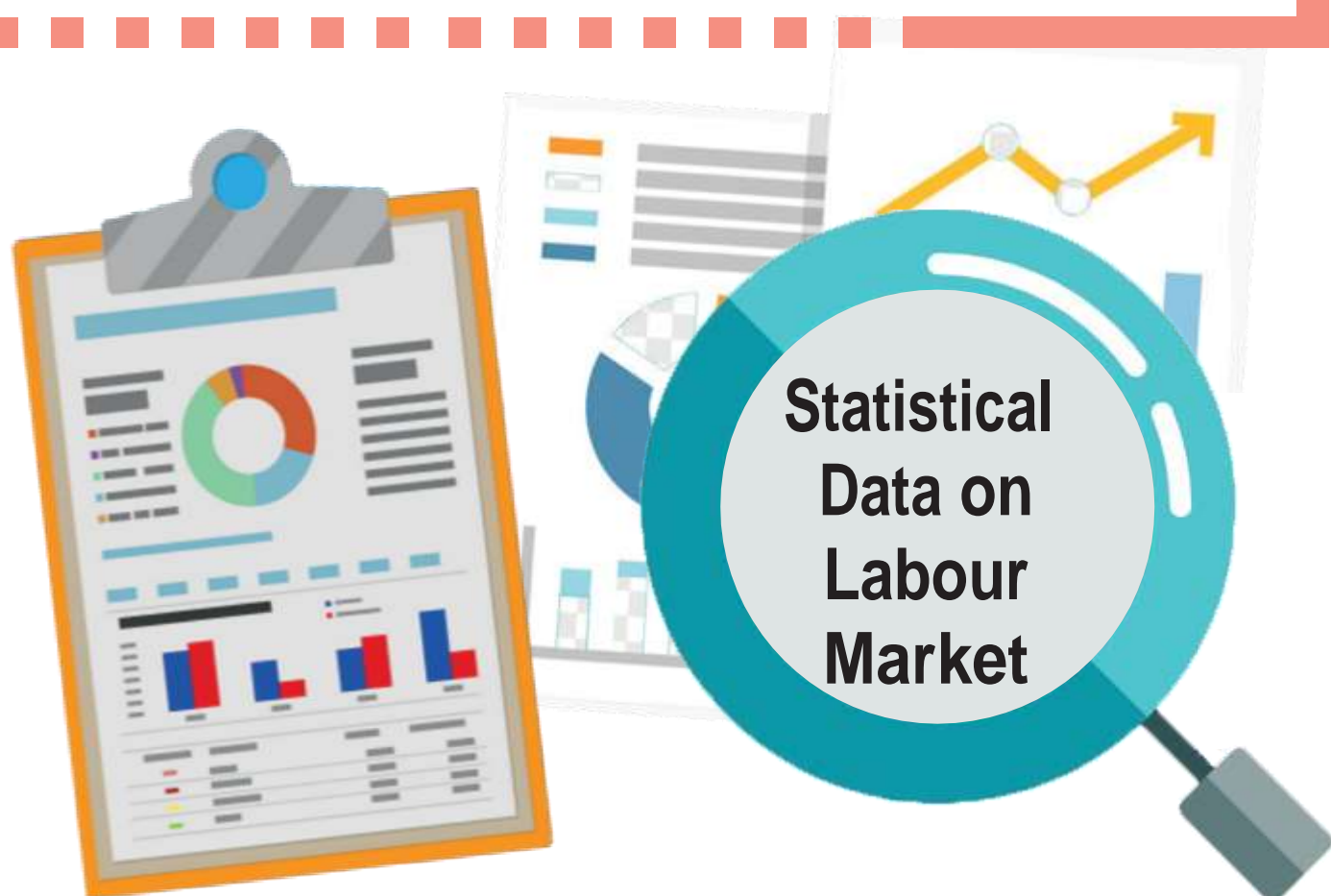


MINISTRY OF LABOUR, HUMAN RESOURCE DEVELOPMENT AND TRAINING
(Human Resource Development and Training Division)

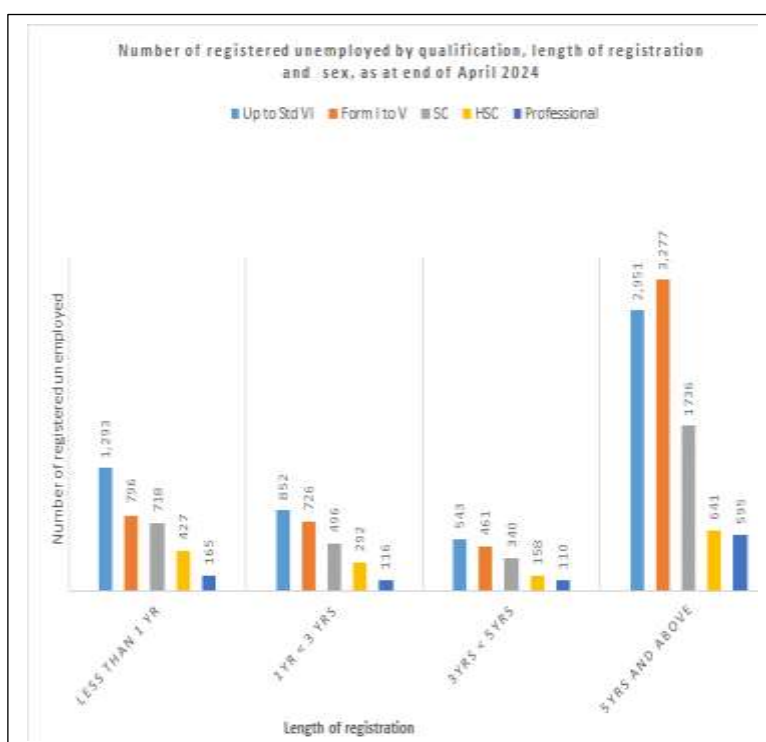
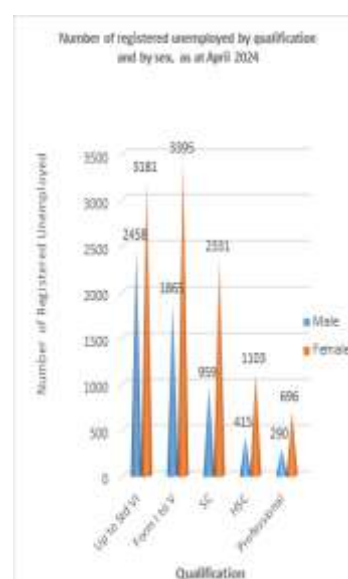
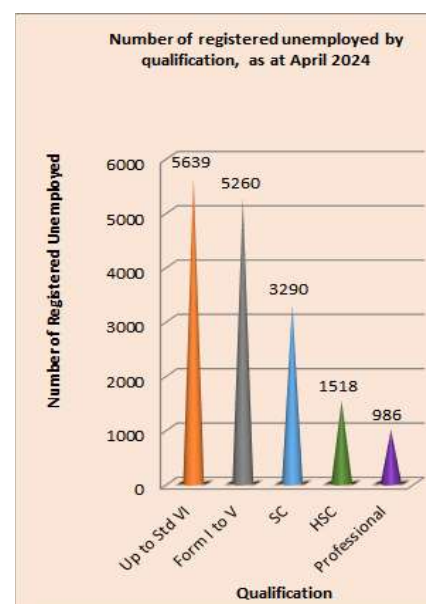
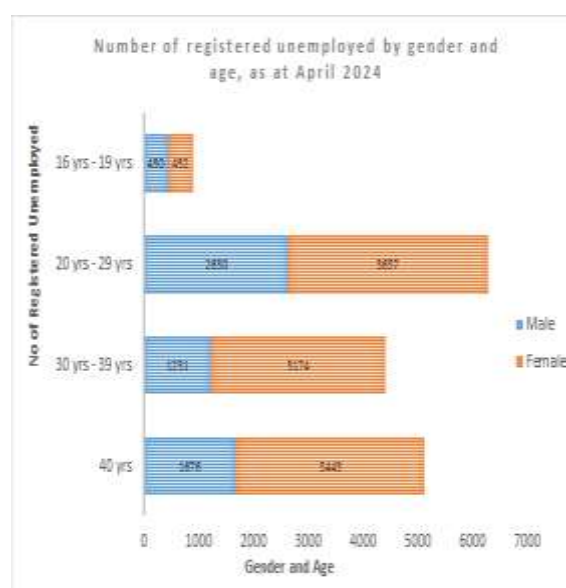
NATIONAL EMPLOYMENT DEPARTMENT
MONTHLY BULLETIN
APRIL 2024



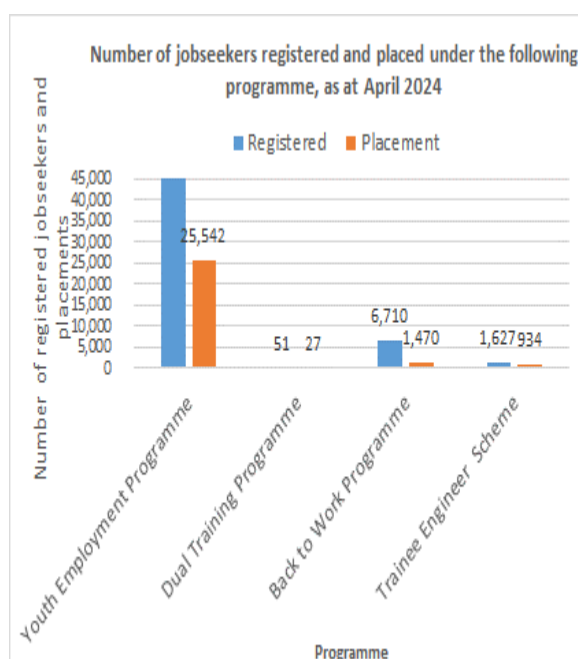
36, 984 jobseekers seeking employment including (16, 693) as unemployed or a better job (20, 291) as at end of April 2024



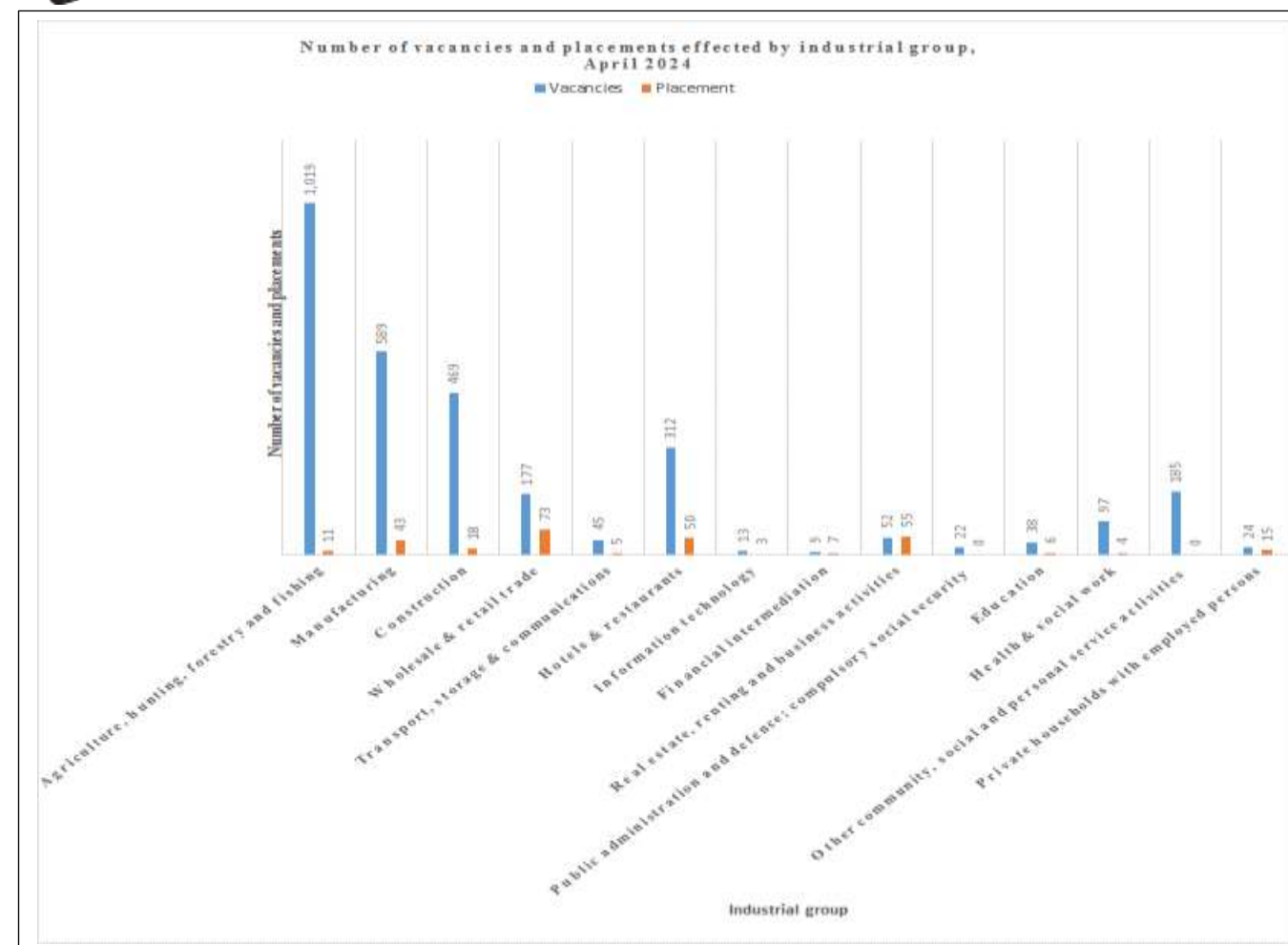
Profiling of unemployed jobseekers



Training Programmes



Vacancies & Placement – Industrial Group



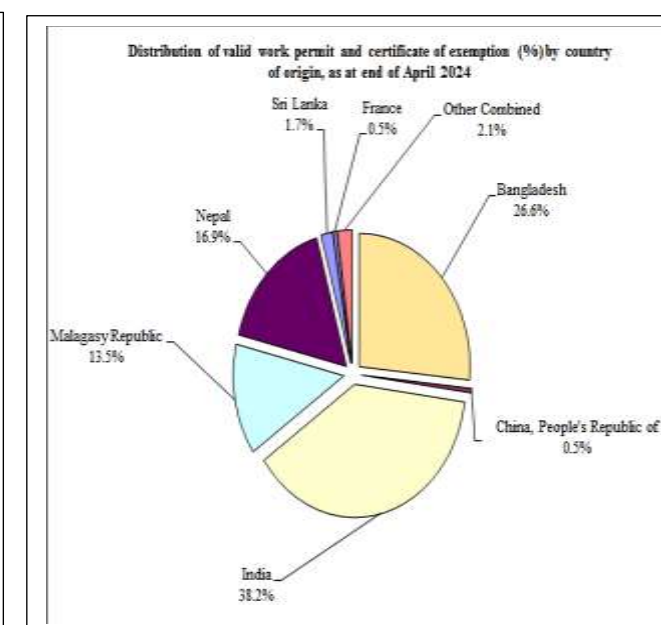
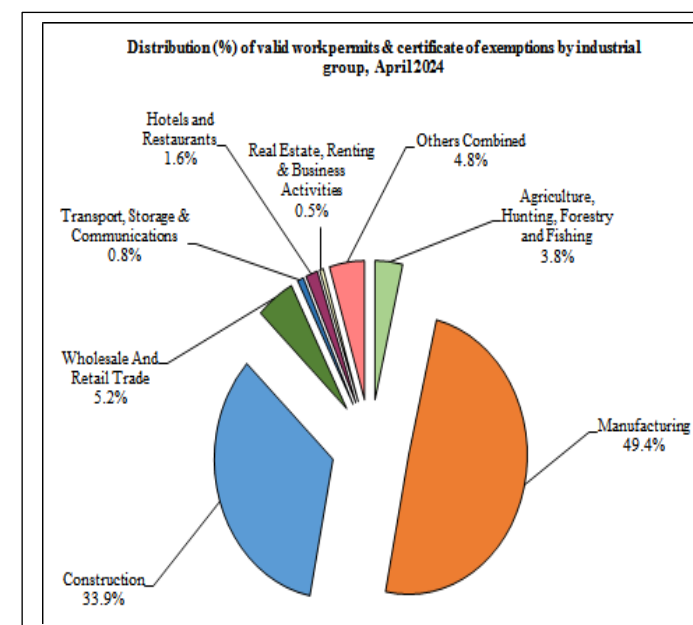
Foreign Workers (Work Permits and Certificate of Exemption: 42 698)




Male: 37 784



Female: 4 914





Please Open To View

National Employment Department Monthly Bulletin - April 2024

CONTENTS

	Page
Fact Sheet on Labour Market Indicators	4a - 4b
Section 1 - Registered unemployed in Mauritius	
1. Introduction	6 - 19
2. Registered jobseekers, as at the end of April 2024	6 - 10
Table 1 - Number of registered Unemployed and In Employment jobseekers by sex, as at end of April 2024	6
Table 2 - Registered unemployed jobseekers by age group and sex, as at end of April 2024	7
Table 3 - Registered unemployed jobseekers by qualification and sex, as at end of April 2024	8
3. In employment and seeking another job	10
4. De-registration	10
5. Vacancies	10 - 11
Table 4 - Number of vacancies notified in April 2024	10
Table 4a - Number of vacancies notified by occupation (20 and more) in April 2024	11
6. Workfare Programme	12
Table 5 - Laid off workers registered and redeployed for the month of April 2024	12
7. Magazine de L'Emploi et des Metiers	12
Table 6 - Statistics on Magazine de L'Emploi et des Metiers, as at 30 April 2024	12
8. Website of National Employment Department	13
Table 7 - Statistics on the website	13
9. Youth Employment Programme, Dual Training Programme, Back to Work Programme and Trainee Engineer Scheme	14 - 16
10. Career Guidance Service Unit	16
11. Outward Labour Migration	17
12. Job Placement	17 - 18
Table 8 - Type of placements by sex, April 2024	18
13. Work Permits and Certificates of Exemption	18 - 19
Table 9 - Number of registered unemployed by qualification, length of registration, sex & age group, as at end of April 2024	20 - 20a
10 - Number of registered Unemployed and In Employment jobseekers by EIC and sex, as at end of April 2024	21
11 - Change in number of registered unemployed by age group & sex, March 2024 - April 2024	22
12 - Number of registered unemployed by occupational group & sex, as at end of April 2024	22
13 - Number of registered unemployed by district and sex, as at end of April 2024	24
14 - Number of registered unemployed by locality and sex, as at the end of April 2024	24 - 26
15 - Number of registered unemployed with disabilities by nature of disability and sex, as at end of April 2024	27

Table 16	- Number of unemployed new registrants, re-registrants & those who reported for maintaining their registration by Employment Information Centre & sex, April 2024	28
17	- Change in the number of new unemployed registrants by educational attainment & sex, March 2024 - April 2024	29
18	- Number of new unemployed registrants by educational attainment, sex & age group, April 2024	29
19	- Number of new unemployed registrants by occupational group and sex, April 2024	30
20	- Number of In Employment new registrants, re-registrants & those who reported for maintaining their registration by Employment Information Centre & sex, April 2024	30
21	- Number of Unemployed and In Employment jobseekers de-registered by EIC and sex, April 2024	31
22	- Number of vacancies notified in EICs by industrial group and sex, April 2024	32
23	- Number of vacancies notified in the press by industrial group and sex, April 2024	32
24	- Number of vacancies notified in the press and in EICs by industrial group and skill level, April 2024	33
25	- Change in number of vacancies notified in the press and in EICs by industrial group, March 2024- April 2024	35
26	- Number of placements effected under the Youth Employment Programme by industrial group and sex, April 2024	36
27	- Result of submission of candidates to employers for job placement effected in April 2024	37
28	- Number of placements effected by industrial group, occupation and sex, April 2024	38 - 42

Work Permits and Certificates of Exemption

Table 29	- Number of new work permits issued by industrial group, occupation and sex, April 2024	44 - 48
30	- Number of work permits renewed by industrial group, occupation and sex, April 2024	49 - 52
31	- Number of new work permits issued and renewed work permits by country of origin and sex, April 2024	53
32	- Number of new and renewed work permits by industrial group and sex, April 2024	55
33	- Number of certificates of exemption issued and renewed by country of origin & sex, April 2024	56
34	- Number of valid work permits and certificates of exemption by industrial group & sex, as at end of April 2024	57
35	- Number of valid work permits (more than 50) by occupation, as at end of April 2024	58 - 59
36	- Number of valid work permits and certificates of exemption by country of origin & sex, as at end of April 2024	60 - 61
37	- Number of valid work permits and certificates of exemption by industrial group and country of origin & sex, as at end of April 2024	62 - 66
38	- Number of valid work permits and certificates of exemption by industrial group, occupation & sex, as at end of April 2024	67 - 96

Section 2 - Registered unemployed in the Island of Rodrigues

Table 1.1	- Number of registered unemployed and in employment jobseekers by sex, as at end of April 2024	98
1.2	- Number of registered unemployed and in employment by sex and age group, as at end April 2024	98
1.3	- Registered unemployed jobseekers by qualification & sex, as at end of April 2024	99
1.4	- Number of registered unemployed by qualification, length of registration, sex & age group, as at end of April 2024	100 - 101
1.5	- Number of registered unemployed by occupational group & sex, as at end of April 2024	102
1.6	- Number of Unemployed and In Employment new registrants, re-registrants & those who reported for maintaining their registration by sex, April 2024	102
1.7	- Number of registered unemployed with disabilities by nature of disability and sex, as at end of April 2024	103

Glossary

FIGURES

ISLAND OF MAURITIUS

Figure 1	- Registered unemployed by educational attainment, as at end of April 2024	23
2	- Number of registered unemployed by age group & sex, as at end of April 2024	23
3	- Number of vacancies by industrial group, April 2024	34
4	- Distribution (%) of vacancies by skill level, April 2024	34
5	- Distribution (%) of new work permits & renewed work permits by country of origin, April 2024	54
6	- Number of new work permits issued & renewed work permits by industrial group, April 2024	54

ISLAND OF RODRIGUES

Figure 7	- Registered unemployed by educational attainment, as at end of April 2024	102
8	- Number of registered unemployed by age group & sex, as at end of April 2024	102

Fact Sheet on Labour Market Indicators: Human Resource Development and Training Division

Indicators	Mar-24	Apr-24	Change	% Change
Registered jobseekers	35,791	36,984	1,193	3
Male	15,382	15,976	594	4
Female	20,409	21,008	599	3
Registered unemployed jobseekers	16,204	16,693	489	3
Male	5,752	5,987	235	4
Female	10,452	10,706	254	2
Registered In employment jobseekers	19,587	20,291	704	4
Male	9,630	9,989	359	4
Female	9,957	10,302	345	3
Registered unemployed professional jobseekers	966	986	20	2
Male	280	290	10	4
Female	686	696	10	1
Registered unemployed youth jobseekers (16 - 35 years)	9,719	10,080	361	4
Male	3,725	3,928	203	5
Female	5,994	6,152	158	3
Registered new unemployed jobseekers	617	533	-84	-14
Male	267	245	-22	-8
Female	350	288	-62	-18
Registered unemployed jobseekers with disabilities	112	121	9	8
Male	83	89	6	7
Female	29	32	3	10
Vacancies notified or advertised	3,965	3,051	-914	-23
Employment Information Centres	3,046	2,919	-127	-4
Press	919	132	1,380	150
Jobseekers referred for vacancies notified	2,915	2,500	-415	-14
Male	1,404	848	-556	-40
Female	1,511	1,652	141	9
Jobseekers placed	438	379	-59	-13
Male	210	176	-34	-16
Female	228	203	-25	-11
Valid work permits	34,203	34,624	421	1
Male	29,454	29,871	417	1
Female	4,749	4,753	4	0
Valid certificates of exemption	7,083	8,074	991	14
Male	6,934	7,913	979	14
Female	149	161	12	8

For more information, visit the website of the Human Resource Development and Training Division:
<https://mauritiusjobs.govmu.org>

Fact Sheet on Labour Market Indicators: Statistics Mauritius

Indicators	3 rd Quarter 2023	4 th Quarter 2023
Active Population (Labour Force)	593,300	596,100
Male	344,000	344,000
Female	249,300	252,100
Activity rate (%)	58.4	58.7
Male	70.0	70.0
Female	47.6	48.1
Employed population	556,100	559,700
Male	328,200	329,600
Female	227,900	230,100
Unemployed population	37,200	36,400
Male	15,800	14,400
Female	21,400	22,000
Unemployed with tertiary qualifications	6,400	9,500
Male	2,300	3,000
Female	4,100	6,500
Unemployed youth (16-35 years)	26,900	29,000
Male	12,000	11,600
Female	14,900	17,400
Unemployment rate (%)	6.3	6.1
Male	4.6	4.2
Female	8.6	8.7
	2023¹	2024²
GDP Growth Rate at market prices (%)	+7.0	+6.5
	2022	2023
The Headline Inflation Rate (%) for year	10.8	7.0

For more information, visit the website of Statistics Mauritius: <https://statsmauritius.govmu.org>

¹ Revised

² Forecast

SECTION I



National Employment Department Monthly Bulletin – April 2024

1. Introduction

This is a monthly bulletin prepared by the Ministry of Labour, Human Resource Development and Training to present data on registered unemployed, vacancies, placements of jobseekers and work permits. This present issue refers to the month of April 2024 for the Island of Mauritius and Island of Rodrigues.

The data are compiled based on information collected at the thirteen Employment Information Centres (EICs) throughout the island and at the different units of the National Employment Department.

Registered unemployed comprise new registrants, re-registrants and those maintaining their registration. “New registrants” refers to new jobseekers wishing to be placed on the live register of unemployed of the National Employment Department. “Re-registrants” refers to those who have ceased registration for a period not exceeding two years, and come back to be re-admitted on the live register. If the break is more than two years then the case will be considered as a new one.

2. Registered jobseekers as at the end of April 2024

The total number of registered unemployed at the end of April 2024 stood at 16,693 (5,987 males and 10,706 females). These figures include laid off workers who are registered under the Workfare Programme.

In addition to registered unemployed, 20,291 jobseekers (9,989 males and 10,302 females), who though already in employment, were registered at the Employment Information Centres, in search of a better job.

Table 1 - Number of registered Unemployed and In Employment jobseekers by sex, as at end of April 2024

Registered Jobseekers	Male	Female	Both sexes
Unemployed	5,987	10,706	16,693
In Employment	9,989	10,302	20,291
Total	15,976	21,008	36,984

2.1 Distribution of registered unemployed by sex and age, qualification, length of registration, occupational group, district, locality and disability as at the end of April 2024

2.1.1 Distribution by sex and age (Tables 2 and 9)

The proportion of females among the registered unemployed was 64% against 36% for males. The proportion of registered unemployed aged between 16 and 29 years was 51% for males and 38% among females respectively. The mean age worked out to 34 years for male and 36 years for female jobseekers. The table below provides for the profile of registered unemployed jobseekers by age group.

Table 2 - Registered unemployed jobseekers by age group and sex, as at end of April 2024

Age group	Male		Female		Total	
	Number	%	Number	%	Number	%
16-29	3,080	51	4,089	38	7,169	43
30-34	729	12	1,700	16	2,429	15
35-39	502	8	1,474	14	1,976	12
40-44	541	9	1,582	15	2,123	13
45-49	416	7	1,105	10	1,521	9
50-54	292	5	441	4	733	4
55-65	427	7	315	3	742	4
Total	5,987	100	10,706	100	16,693	100

2.1.2 Distribution by qualification (Table 9)

Among the registered unemployed, some 25% have never been to school or did not pass the Certificate of Primary Education; while about 9% possessed the CPE as the only qualification. Another 32% have followed secondary education (Form I to V), without passing the School Certificate. The proportion of registered unemployed with SC, HSC and tertiary education were 20%, 9% and 6% respectively.

In general, female registered unemployed are more qualified than their male counterparts. The percentage of males and females who did not possess their Certificate of Primary Education was 31% and 21% respectively. On the other hand, 16% of males and 22% of females registered unemployed have attained the School Certificate, 7% of males and 10% of females the Higher School Certificate and 5% of males and 7% of females as professionals. The next table provides for the profile of registered unemployed jobseekers by qualification and sex.

Table 3 - Registered unemployed jobseekers by qualification and sex, as at end of April 2024

Qualification	Male		Female		Total	
	Number	%	Number	%	Number	%
Education Nil + Std VI Failed	1,869	31	2,291	21	4,160	25
Standard VI Passed	589	10	890	8	1,479	9
Form I to V (including SC failed)	1,865	31	3,395	32	5,260	32
SC	959	16	2,331	22	3,290	20
HSC	415	7	1,103	10	1,518	9
Professional	290	5	696	7	986	6
Total	5,987	100	10,706	100	16,693	100

2.1.3 Distribution by length of registration (Table 9)

Out of the 16,693 registered unemployed as at the end of April 2024, 20% have registered for less than one year and 15% have been registered for a period between one and three years. It is to be noted that 55% have been on the registration list for five years or more. On average, an unemployed has been in registration for 3.5 years. The average length of registration for females being slightly higher than that of males, 3.7 years compared to 3.2 years.

2.1.4 Number of registered unemployed & In employment by EICs & Gender (Table 10)

Table 10 provides for the number of registered Unemployed and In Employment jobseekers by EIC and sex, as at the end of April 2024.

2.1.5 Comparison with the previous month (Table 11)

Compared to March 2024, the number of registered unemployed has increased by 489 from 16,204 from March 2024 to 16,693 for April 2024 (Table 11).

2.1.6 Distribution by occupational group (Table 12)

Registered unemployed are classified into occupational groups according to their previous work experience or their technical or professional qualifications. Among the 16,693 unemployed registrants, (24%) were classified as “Clerical Support Workers”, (22%) were classified as “Service and Sales Workers” and (18%) were engaged in “Elementary Occupations. About (6%) had never worked and did not possess any technical or professional qualifications while (6%) were classified as “Managers; Professionals”.

2.1.7 Geographical distribution (Tables 13 & 14)

Table 13 gives the distribution of registered unemployed by district and sex. An analysis of registered unemployed by locality shows that the region of Port Louis had the greatest number of registered unemployed (1,911) followed by Quatre Bornes and Vacoas (845 and 834 respectively). The lowest number of registered unemployed are at Tamarin (21), followed by Case Noyale (33) and Baie Du Cap (34).

2.1.8 Registered unemployed with disabilities (Table 15)

Among the 16,693 unemployed registrants, 121 persons with disabilities were looking for work comprising of 89 males and 32 females. Table 15 gives the number of registered unemployed with disabilities by their type of disability.

2.2 New registration, re-registration and maintaining registration in April 2024

2.2.1 New registration

In April 2024, 533 persons (245 males and 288 females) have registered themselves as unemployed for the first time (Table 16). Compared to March 2024, the number of new unemployed registrants has decreased by 84 from 617 for March 2024 to 533 for April 2024 (Table 17).

About 73% of the new registrants were aged between 16 and 29 years old and 10% were aged between 30 and 39 old. Those aged 40 years and above amounted to 90 i.e. 17% (Table 18).

Among years the new unemployed registrants, for the month of April 2024, 199 (37%) have never been to school or have attained only primary school level. Of these 37 (19%) have achieved the Certificate of Primary Education. Some 25% have followed the secondary education without passing the School Certificate; 20% had the School Certificate and 13% possessed the Higher School Certificate as their highest qualification. Among the new registrants, 23 (4%) were holders of professional qualifications (Table 18).

Out of the 533 new registrants, 63 (12%) persons had neither worked before nor undergone any technical or professional training. Some 21% had previous work experience or were qualified to work as “Clerical Support Workers” and 20% of the new unemployed registrants were classified under “Service and sales workers”. About 20% had been engaged in “Elementary Occupations”. Among the new registered unemployed, 32 (6%) had work experience or were qualified as “Managers; Professionals” (Table 19).

2.2.2 Re-registration and maintaining registration

The total number of re-registration for the month of April 2024 stood at 763 (330 males and 433 females). A total of 1,912 unemployed persons (665 males and 1,247 females) reported to the Employment Information Centres to maintain their registration (Table 16).

3. In employment and seeking another job

During the month of April 2024, 1,020 persons who, though already in employment, registered themselves at the Employment Information Centres in search of better jobs. Among them, 190 (105 males and 85 females) were new registrants and 830 (461 males and 369 females) were re-registrants (Table 20).

There were also 2,422 registrants, in employment, who reported to the Employment Information Centres to maintain their registration comprising of 1,148 males and 1,274 females.

4. De-Registration

De-Registration refers to jobseekers who fail to maintain their registration during the month and consequently their applications are removed from the live register and placed in a dormant register.

During the month of April 2024, 1,383 (650 males and 733 females) jobseekers have de-registered their application as jobseeker, out of which 746 (316 males and 430 females) were unemployed jobseekers and 637 (334 males and 303 females) as in employment jobseekers (Table 21).

5. Vacancies

In April 2024, vacancies notified to the Employment Information Centres numbered to 2,919. The highest number of vacancies being, 1,016 was advertised in the “*Agriculture, Forestry and Fishing*” sector (Table 22).

A total of 132 vacancies has been notified in the press during the month of April 2024. The highest of the vacancies were from “*Manufacturing*” sector with 34 vacancies (Table 23).

Overall, the total number of vacancies notified for the month of April 2024 was 3,051. The next table provides for the number of vacancies notified in April 2024.

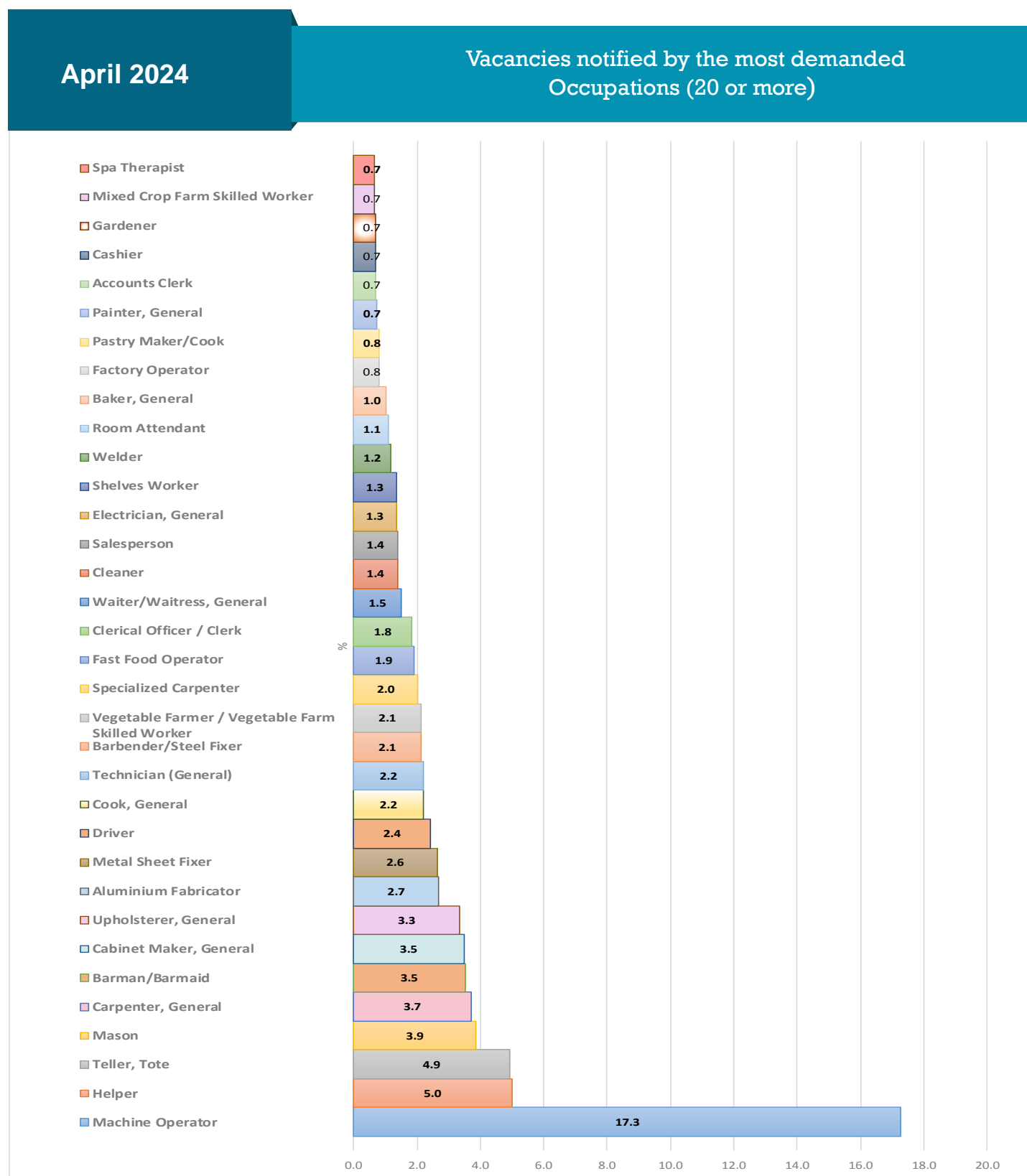
Table 4 - Number of vacancies notified in April 2024

Notification	Male	Female	Either male or female	Total
EICs	1,352	225	1,342	2,919
Press	0	0	132	132
Total	1,352	225	1,474	3,051

Table 24 shows the distribution of vacancies by industry and skill level. Compared to March 2024, the number of vacancies for the month of April 2024 has decreased by 914 as shown in Table 25.

The next table provides for the number of vacancies notified by the most demanded occupations in April 2024.

Table 4a:



The most demanded vacancies in April 2024 represent 17.3% for Machine Operator, 5.0% for Helper and 4.9% for Teller, Tote.

6. Workfare Programme

The role of the National Employment Department is to facilitate redeployment of laid-off workers for those who have opted for job placement. The laid off workers are eligible to a Transitional Unemployment Benefit (TUB) for a period of maximum 12 months.

The number of laid-off workers still registered under the Workfare Programme as at 30 April 2024 stood at 2,400 (1,438 males, 962 females).

For the month of April 2024, 246 laid off workers (133 males, 113 females) were registered. 29 laid off workers (14 males, 15 females) were placed during the same month.

Table 5 - Laid off workers registered and redeployed for the month of April 2024

Reported to National Employment Department for Redeployment			Redeployed		
Male	Female	Total	Male	Female	Total
133	113	246	14	15	29

7. Magazine de L'Emploi et des Metiers



During the month of April 2024, 4 programmes consisting of 372 vacancies were broadcast.

Reportages were conducted on the service sector as well as the tourism and hospitality sector during the month of April 2024. 14 jobseekers (9 males and 5 females) were placed during the said month.

Since the start of the programme in 21 April 2007, the number of jobseekers placed has reached 12,331.

Table 6 - Statistics on Magazine de L'Emploi et des Metiers as at 30 April 2024

Number of programmes broadcast	992
Number of vacancies broadcast	194,274
Number of placement	12,331

8. The website of National Employment Department: <https://mauritiusjobs.govmu.org>



The website <https://mauritiusjobs.govmu.org> was launched in September 2014. The objective of the website is as follows:

- To have a dedicated and state of the art interactive website for jobseekers and employers that will be more user-friendly and responsive.
- To incorporate overseas vacancies notified in the context of the International Organization for Migration (IOM).
- To provide a quicker search engine both for jobseekers and employers.

The Benefits of the Website are:

- Jobseekers can view latest vacancies both local and abroad
- Jobseekers can apply for jobs directly
- Employers can upload their vacancies and effect quick search for potential candidates.
- Employers can view profiles of candidates, CVs, references and qualifications.
- Free of cost and accessible to intended users even on smart phones, tablets and laptops and will be linked to all the other related stakeholders dealing with employment issues.

Table 7 - Statistics on the website

Type of statistics	For the month of April 2024	As at the end of April 2024
Number of jobseekers registered	69 (25 males and 44 females)	51,405
Number of employers registered	45	6,654
Number of vacancies posted	343	39,515
Number of jobseekers placed	4 (3 Males and 1 female)	381

9. Youth Employment Programme, Dual Training Programme, Back to Work Programme and Trainee Engineer Scheme



9.1 The Youth Employment Programme (YEP) which started in 2013 is meant for unemployed youth aged between 16 and 35 years and provides them with training and placement in an enterprise for an initial period of one year with the possibility of one additional year of placement with another enterprise. The Programme provides for the payment of a monthly stipend to the youth as follows:

HSC : Rs 8,000
 Diploma : Rs 10,000
 Graduates: Rs 15,000

50% of the stipend is refunded to the employer by Government as well as 50% of the training cost up to a maximum of Rs 7,500 per youth.

Since December 2015, the YEP has been extended to the public sector.

According to the YEP Secretariat, there is a total number of 46,534 (20,242 males and 26, 292 females) youth registered with YEP as at 30 April 2024.

The number of Employers registered with YEP is 7,996, out of which 37% are actively participating in the recruitment process.

The number of jobseekers placed in companies through the YEP as at 30 April 2024 is 25,542 (11,382 males and 14,160 females). 30 (14 males and 16 females) jobseekers were placed in the public and private sectors. 25 jobseekers (14 males and 11 females) were placed in the private out of which 44% in “*Professional, Scientific and Technical Activities*” sector and 12% in “*Manufacturing*” sector (Table 26). The remaining 5 female jobseekers were placed in the public sector during the month of April 2024.



9.2 The Dual Training Programme (DTP), launched in September 2015 provides for unemployed Mauritians to follow a Diploma or Degree Course with a tertiary institution registered with either the Tertiary Education Commission or the Mauritius Qualifications Authority in fields required by the labour market, with placement in an enterprise. Under the Programme, trainees will be paid a monthly stipend of Rs 6,000 for a maximum period of three years. As for employers, they will be refunded 60% of the course fees, per year per trainee as well as the stipend for a maximum of three years. After satisfactory completion of the course, the trainees may be employed.

According to the DTP secretariat, 51 companies have registered in the DTP and 217 trainees have successfully completed their training, out of which 97 males and 120 females. The trainees have completed their training programme in different courses such as BTS Assistant de Gestion, BTS Services Informatiques aux Organisations and Technician Diploma in Mechanical and Electrical Engineering. The training institutions are Universite des Mascareignes and MCCI Business School. 164 trainees have obtained permanent jobs after completion of the training.

27 trainees including 16 males and 11 females are currently on placement with private companies.



9.3 The Back to Work Programme (BTWP) which was launched in September 2015 is meant for women above 30 years of age to enable them take up or resume employment. The Programme provides for the placement of women in a job for an initial period of one year following which they might be employed. During the placement period, the women will be paid a stipend up to a maximum of Rs 10,575 and will get the opportunity of following training in a registered institution.

Employers enrolling women on placement under the Programme will be refunded the training cost up to a maximum of Rs 7,500 per woman as well as the stipend for the placement period.

According to the BTWP secretariat, as at the end of April 2024, 979 employers are registered in the programme, out of which 40% participated actively. 6,710 women are registered in the programme and 1,470 have been placed, out of which 32% in the “*Wholesale and trade*” sector and 27% in the “*Manufacturing*” sector. 762 women have obtained permanent jobs after completion of their placement.

For the month of April 2024, 44 women and 6 employers have registered for the first time, 1 unemployed woman were placed.

In addition, to further empower those women, technical courses are currently being dispensed to them by MITD. The courses are fully sponsored by this Ministry and a stipend of Rs 10,575 are paid to them at the end of the course. 545 unemployed women under the BTWP have been trained in Bakery/Pastry, Beauty Therapy, Hairdressing, Care of the Elderly and Disabled, Early Childhood care and Flower Arrangements.



9.4 Government has found that there is a bottleneck regarding pre- registration of engineers at the Council of Registered Professional Engineers (CRPE). The requirements of two years practical training under the supervision of professional engineers could not be entertained for lack of training possibilities for our graduates in engineering.

Government thus announced a special scheme in the Budget Programme 2016-2017, for the placement of trainee engineers.

The objective of the TES is to enable Graduates in engineering to qualify for registration with the Council of Registered Professional Engineers of Mauritius and to operate as full-fledged engineers.

The requirements for enlistment of trainees for the Trainee Engineer Scheme: Degree holders in engineering plus eligibility certificate stage 1 from the Council of Registered Professional Engineer.

As at 30 April 2024, the number of applications received for the scheme was 1,627 (1,199 males and 428 females). The number of placements effected in the public sector was 516 (404 males and 112 females) and in the private sector was 418 (313 males and 105 females). Most placements were made in the following fields: 47% in “*Civil Engineering*”, 21% in “*Mechanical Engineering*” and 16% in “*Electrical and Electronics Engineering*”

19 employers of the public sector and 86 of the private sector are participating in the scheme as at 30 April 2024; while the number of placements for the month of April 2024 stood at 7 trainees including 5 trainees (4 males and 1 female) in the private sector and 2 male trainees was effected in the public sector.

10. Career Guidance Service Unit

The main functions of the Careers Guidance Service are to:

- Establish and maintain contacts with employers, training providers and higher education establishments in order to collect and compile up-to-date career/information.
- Identify clients’ interests, skills, values and personality traits through individual/group counselling appointments, thus helping them develop a career plan.
- Conduct career related activities in schools – assisting students in their choice of subjects, training/employment and educational opportunities, thereby helping them in their career planning.
- Participate in and organize career fairs.
- Certify copies of educational certificates as “True Copy”.

The table below provides for the activities conducted during the month of April 2024

Guidance & Counselling to the general public and students	2,179
Certification of copies of educational certificates as “True Copy”	117
Career talks carried out in schools.	8

11. Outward Labour Migration

Recruitment by Phoenix GMI

A recruitment agency from Quebec, Phoenix GMI that was registered on the website of mauritiusjobs in December 2021, has been continuously advertising vacancies on the website since January 2022.

For the month of April 2024, an additional of 2 candidates from Mauritius comprising of 2 male have been offered a job in the following sectors in Quebec:

Sector	Male	Female	Total
Electrical/Mechanical	2	0	2
Total	2	0	2

12. Job Placement

12.1 Placement is made according to the job requirements of employers. For the month of April 2024, 2,919 vacancies have been processed by the Employment Information Centres and 2,500 registrants were referred for employment by the latter. Out of the 2,500 (848 males and 1,652 females) referred jobseekers, 283 declined job offers, 486 failed to report to employers and 1,403 were not selected. There were 241 registrants who reported that they have been employed and the result of referral for 38 remaining applicants was not yet known. For the month of April 2024, placement has been effected for about 8% of the vacancies processed (Table 27).

Some vacancies for the month of March 2024 have been processed during the month of April 2024 leading to 49 additional placements being made.

As regards placement in the public sector, 0 vacancies have been reported for which 1,165 jobseekers have been referred and 2 jobseekers have placed for previous vacancies.

Furthermore, 29 persons registered under the “*Workfare Programme*” have been placed, 14 persons through the TV programme “*Magazine de L’Emploi et des Metiers*”, 4 persons through the *Job Management system*, 30 persons through the “*Youth Employment Programme*”, 1 person through the “*Back to Work Programme*”, 7 persons through the “*Trainee Engineer Scheme*” and 2 persons through “*Outward Labour Migration*”. Thus, the total number of placements, for the month of April 2024, amounted to 379 (Table 28) and as shown below.

Table 8 - Type of placements by sex, April 2024

Type of Placement	Male		Female		Total	
	Number	%	Number	%	Number	%
EIC	127	72	163	80	290	77
Public Sector	1	1	1	0	2	1
Workfare Programme	14	8	15	7	29	8
Magazine de L'Emploi et des metiers	9	5	5	2	14	4
Job Management System	3	2	1	0	4	1
Youth Employment Programme (Public & Private)	14	8	16	8	30	8
Back to Work Programme	0	0	1	0	1	0
Dual Training Programme	0	0	0	0	0	0
Trainee Engineer Scheme (Public & Private)	6	3	1	0	7	2
Outward Labour Migration	2	1	0	0	2	1
Total	176	100	203	100	379	100

12.2 The disparity between the number of vacancies reported and the number of persons placed can be explained by unwillingness of job seekers to accept job offers and also by some criteria set by the employers. Some jobseekers refused job offers because of the conditions of work e.g. low salary, overtime or night duty. Most of the jobseekers refused the jobs offered to them as they are looking for public sector jobs. For some vacancies, no suitable candidates were available.

In some cases, employers were not satisfied with referred candidates and consequently the vacancies were filled by the employers themselves. Some candidates were not selected by employers as according to the latter they were not suitable for the work or lack previous experience. Employers were not willing to offer higher salaries, thus the jobseekers who were looking for a better pay were not selected by the employers.

12.3 A breakdown of placements by industrial group shows that the majority of the placements made were in the “*Wholesale & Retail Trade; repair of motor vehicles, motorcycles & personal and household goods*” sector (73), “*Real estate, Renting and Business Services*” sector (55) and “*Hotels and Restaurants*” sector (50). The remaining placements were effected in companies engaged in other activities (Table 28).

13. Work Permits and Certificates of Exemption

For the month of April 2024, the number of new work permits issued was 1,128 (1,017 males and 111 females). The majority of the new work permits issued was for the “*Manufacturing*” sector

(490) and “*Construction*” sector with 326. (Table 29 & 32). Out of the 1,128 new work permits issued, 478 were allocated to Indian workers, 360 to Nepalese workers, and 238 to Malagasy workers (Tables 31).

The number of work permits renewed for the month of April 2024 amounted to 933 (765 males and 168 females) out of which 540 were for the “*Manufacturing*” sector and 287 for the “*Construction*” sector (Table 30 & 32). The majority of the work permits renewed were for Bangladeshi, Indian, Nepalese and Malagasy workers with 483, 231, 127 and 70 work permits respectively as shown in Table 31.

The number of new certificates of exemption issued and renewed for the month of April 2024 amounted to 994 (807 New and 187 Renewed). The majority were from Nepal with 580 (58%) followed by India with 341 (34%) (Table 33).

The number of valid work permits as at the end of April 2024 stood at 34,624 (29,871 males and 4,753 females). Most of the foreign workers in Mauritius were working in the “*Manufacturing*” sector (61%) followed by “*Construction*” sector with 21% out of whom 17% was working as Machine Operator (Textiles), 8% as Machine Operator and 7% as Mason Grade 2 (Table 35). The number of valid certificates of exemption as at the end of April 2024 stood at 8,074 (7,913 males, 161 females). The majority of valid certificates of exemption as at the end of April 2024 were for “*Construction*” sector (91%) with 7,383. (Tables 34).

The number of valid work permits and certificates of exemption as at the end of April 2024 stood at 42,698 (37,784 males and 4,914 females). Most of the foreign workers in Mauritius were working in the “*Manufacturing*” sector (49%) followed by “*Construction*” sector with 34% (Table 34).

The countries of origin for the valid work permits and certificates of exemption are given in Table 36. 38% of the valid work permits and certificates of exemption were for Indian workers and 27% for expatriates from Bangladesh, respectively. 51% within valid certificates of exemption was for Indian workers and 35%, 32% and 16% within valid work permits were for Indian, Bangladeshi and Malagasy workers. (Table 36).

The majority of foreigners came from Bangladesh and India work in the “*Manufacturing*” and “*Construction*” Sectors as Machine Operator (Textiles), Machine Operator and Mason Grade 2 (Table 37 and 38).

Date: 21 October 2024.
National Employment Department,
Level 11, Victoria House,
C/R, Barracks and St. Louis Streets,
Port Louis.
Tel : 405 0100
Email: lmunit@govmu.org
Website: <https://mauritiusjobs.govmu.org>

Table 9 - Number of registered unemployed by qualification, length of registration, sex and age-group, as at end of April 2024

Qualification	Age-group Length of Registration	Male					Female					Both sexes				
		16 - 19	20 - 29	30 - 39	40+	Total	16 - 19	20 - 29	30 - 39	40+	Total	16 - 19	20 - 29	30 - 39	40+	Total
Education Nil +Std VI Failed	Less than 1 year	62	124	75	170	431	52	131	125	240	548	114	255	200	410	979
	1 yr but < 2 yrs	13	51	43	144	251	11	48	50	106	215	24	99	93	250	466
	2 yrs but < 3 yrs	2	44	13	39	98	0	35	31	33	99	2	79	44	72	197
	3 yrs but < 4 yrs	0	27	18	35	80	1	29	32	80	142	1	56	50	115	222
	4 yrs but < 5 yrs	0	28	20	30	78	0	12	34	56	102	0	40	54	86	180
	5 yrs and above	0	109	243	579	931	0	55	312	818	1,185	0	164	555	1,397	2,116
	Total	77	383	412	997	1,869	64	310	584	1,333	2,291	141	693	996	2,330	4,160
Standard VI (passed)	Less than 1 year	34	58	29	29	150	38	60	30	36	164	72	118	59	65	314
	1 yr but < 2 yrs	9	28	13	10	60	5	27	20	13	65	14	55	33	23	125
	2 yrs but < 3 yrs	0	15	3	8	26	0	21	12	5	38	0	36	15	13	64
	3 yrs but < 4 yrs	0	19	4	9	32	0	14	17	8	39	0	33	21	17	71
	4 yrs but < 5 yrs	0	18	4	3	25	0	13	19	13	45	0	31	23	16	70
	5 yrs and above	0	87	101	108	296	0	53	206	280	539	0	140	307	388	835
	Total	43	225	154	167	589	43	188	304	355	890	86	413	458	522	1,479
Form I to V (including SC failed)	Less than 1 year	174	174	29	29	406	130	174	54	32	390	304	348	83	61	796
	1 yr but < 2 yrs	32	109	7	24	172	28	116	35	35	214	60	225	42	59	386
	2 yrs but < 3 yrs	0	146	9	16	171	0	114	28	27	169	0	260	37	43	340
	3 yrs but < 4 yrs	0	94	7	12	113	0	73	13	12	98	0	167	20	24	211
	4 yrs but < 5 yrs	0	93	2	4	99	0	82	33	36	151	0	175	35	40	250
	5 yrs and above	0	337	299	268	904	0	428	930	1,015	2,373	0	765	1,229	1,283	3,277
	Total	206	953	353	353	1,865	158	987	1,093	1,157	3,395	364	1,940	1,446	1,510	5,260

Table 9 (cont'd) - Number of registered unemployed by qualification, length of registration, sex and age-group, as at the end of April 2024

Qualification	Age-group Length of Registration	Male					Female					Both sexes				
		16 - 19	20 - 29	30 - 39	40+	Total	16 - 19	20 - 29	30 - 39	40+	Total	16 - 19	20 - 29	30 - 39	40+	Total
SC	Less than 1 year	90	153	12	14	269	130	261	26	32	449	220	414	38	46	718
	1 yr but < 2 yrs	8	87	5	4	104	22	121	14	12	169	30	208	19	16	273
	2 yrs but < 3 yrs	0	81	3	4	88	0	117	8	10	135	0	198	11	14	223
	3 yrs but < 4 yrs	0	64	6	7	77	0	84	8	21	113	0	148	14	28	190
	4 yrs but < 5 yrs	0	52	7	3	62	0	72	12	4	88	0	124	19	7	150
	5 yrs and above	0	165	131	63	359	0	350	617	410	1,377	0	515	748	473	1,736
	Total	98	602	164	95	959	152	1,005	685	489	2,331	250	1,607	849	584	3,290
HSC	Less than 1 year	26	114	3	3	146	34	229	11	7	281	60	343	14	10	427
	1 yr but < 2 yrs	0	51	0	1	52	1	95	4	3	103	1	146	4	4	155
	2 yrs but < 3 yrs	0	36	1	2	39	0	95	1	2	98	0	131	2	4	137
	3 yrs but < 4 yrs	0	21	2	3	26	0	46	2	1	49	0	67	4	4	75
	4 yrs but < 5 yrs	0	22	1	1	24	0	53	2	4	59	0	75	3	5	83
	5 yrs and above	0	73	46	9	128	0	255	219	39	513	0	328	265	48	641
	Total	26	317	53	19	415	35	773	239	56	1,103	61	1,090	292	75	1,518
Professional	Less than 1 year	0	50	6	9	65	0	87	5	8	100	0	137	11	17	165
	1 yr but < 2 yrs	0	16	2	4	22	0	42	3	4	49	0	58	5	8	71
	2 yrs but < 3 yrs	0	10	2	1	13	0	31	0	1	32	0	41	2	2	45
	3 yrs but < 4 yrs	0	5	5	3	13	0	28	7	6	41	0	33	12	9	54
	4 yrs but < 5 yrs	0	14	4	0	18	0	35	1	2	38	0	49	5	2	56
	5 yrs and above	0	55	76	28	159	0	151	253	32	436	0	206	329	60	595
	Total	0	150	95	45	290	0	374	269	53	696	0	524	364	98	986
Grand total		450	2,630	1,231	1,676	5,987	452	3,637	3,174	3,443	10,706	902	6,267	4,405	5,119	16,693

Table 10 - Number of registered Unemployed and In Employment jobseekers by EIC and workfare by sex, as at end of April 2024

EIC ¹	Unemployed			In Employment			Total		
	Male	Female	Both sexes	Male	Female	Both sexes	Male	Female	Both sexes
Curepipe	98	216	314	402	447	849	500	663	1,163
Flacq	855	2369	3,224	2015	1973	3,988	2,870	4,342	7,212
Goodlands	397	828	1,225	1006	957	1,963	1,403	1,785	3,188
Mahebourg	71	373	444	690	783	1,473	761	1,156	1,917
Port Louis	899	1,012	1,911	712	569	1,281	1,611	1,581	3,192
Quartier Militaire	281	726	1,007	865	942	1,807	1,146	1,668	2,814
Quatre Bornes	357	610	967	356	428	784	713	1,038	1,751
Riviere des Anguilles	198	553	751	683	699	1,382	881	1,252	2,133
Riviere du Rempart	186	502	688	537	534	1,071	723	1,036	1,759
Rose Belle	194	630	824	977	1023	2,000	1,171	1,653	2,824
Rose Hill	279	446	725	282	340	622	561	786	1,347
Triolet	443	873	1,316	1008	1053	2,061	1,451	1,926	3,377
Vacoas	285	602	887	456	554	1,010	741	1,156	1,897
Workfare	1444	966	2,410	0	0	0	1,444	966	2,410
Total	5,987	10,706	16,693	9,989	10,302	20,291	15,976	21,008	36,984

1 Employment Information Centre

Number of registered Unemployed jobseekers by EIC by sex as at end of April 2024

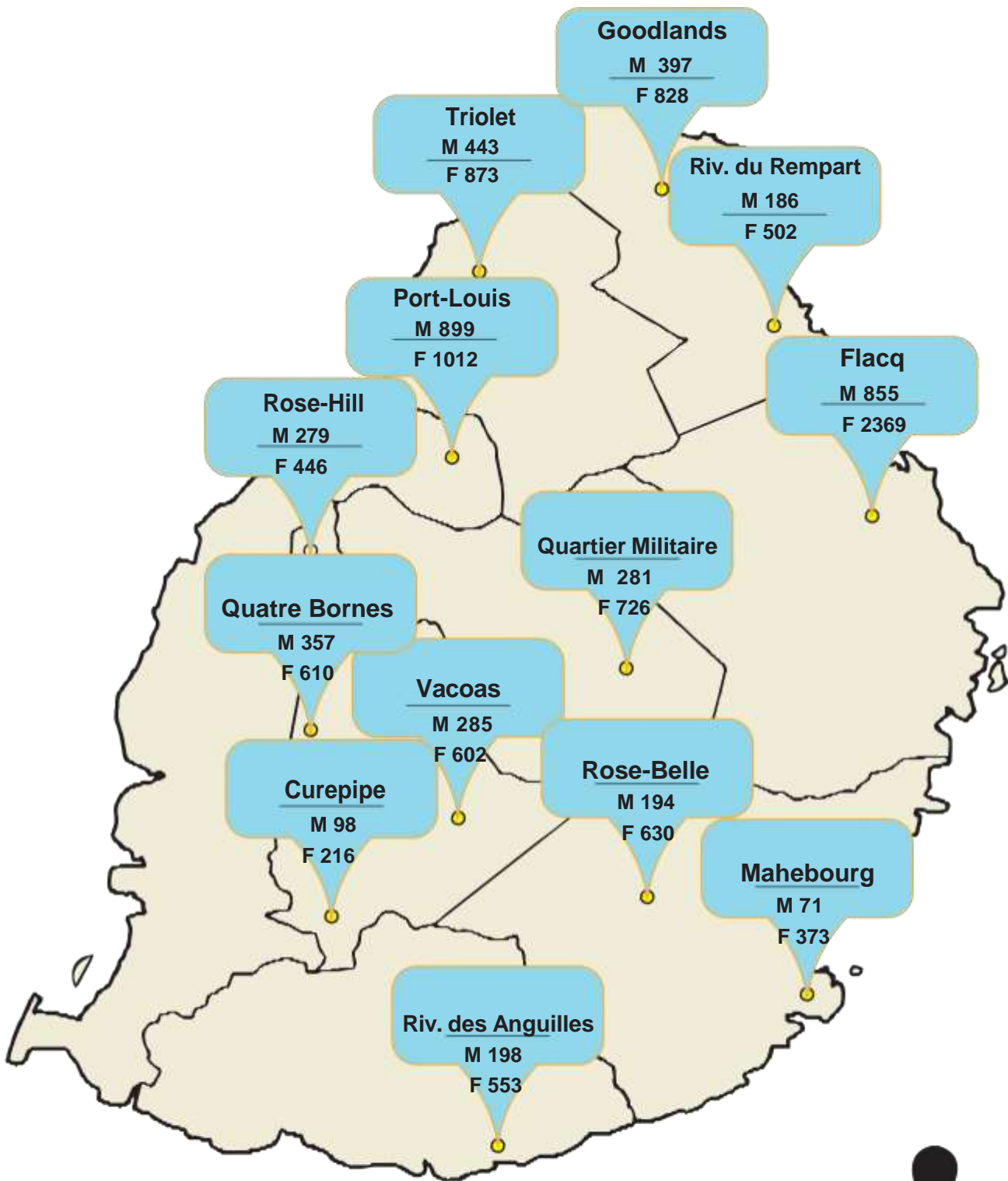


Table 11 - Change in number of registered unemployed by age-group & sex, March 2024 - April 2024

Age-group (years)	March 2024			April 2024			Change		
	Male	Female	Both sexes	Male	Female	Both sexes	Male	Female	Both sexes
16 - 19	411	422	833	450	452	902	39	30	69
20 -29	2500	3533	6,033	2630	3637	6,267	130	104	234
30 -39	1199	3146	4,345	1231	3174	4,405	32	28	60
40+	1642	3351	4,993	1676	3443	5,119	34	92	126
Total	5,752	10,452	16,204	5,987	10,706	16,693	235	254	489

Table 12 - Number of registered unemployed by occupational group and sex, as at end of April 2024

Occupational group	Male	Female	Both sexes
Managers	66	50	116
Professionals	223	612	835
Technicians & Associate Professionals	444	828	1,272
Clerical Support Workers	944	3,099	4,043
Service and Sales Workers	956	2,707	3,663
Skilled Agricultural, Forestry & Fishery Workers	88	40	128
Craft & Related Trades Workers	1,125	382	1,507
Plant & Machinery Operators & Assemblers	650	562	1,212
Elementary Occupation	1,176	1,749	2,925
New Workers Seeking Employment	315	677	992
Total	5,987	10,706	16,693

Figure 1 - Registered unemployed (%) by educational attainment, as at end of April 2024

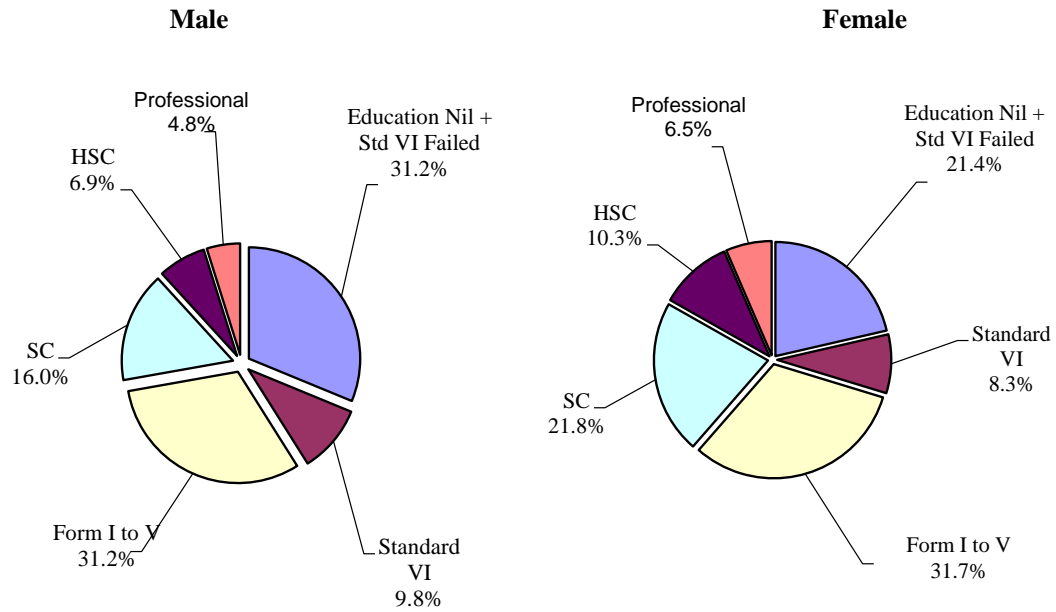


Figure 2 - Number of registered unemployed by age group & sex, as at end of April 2024

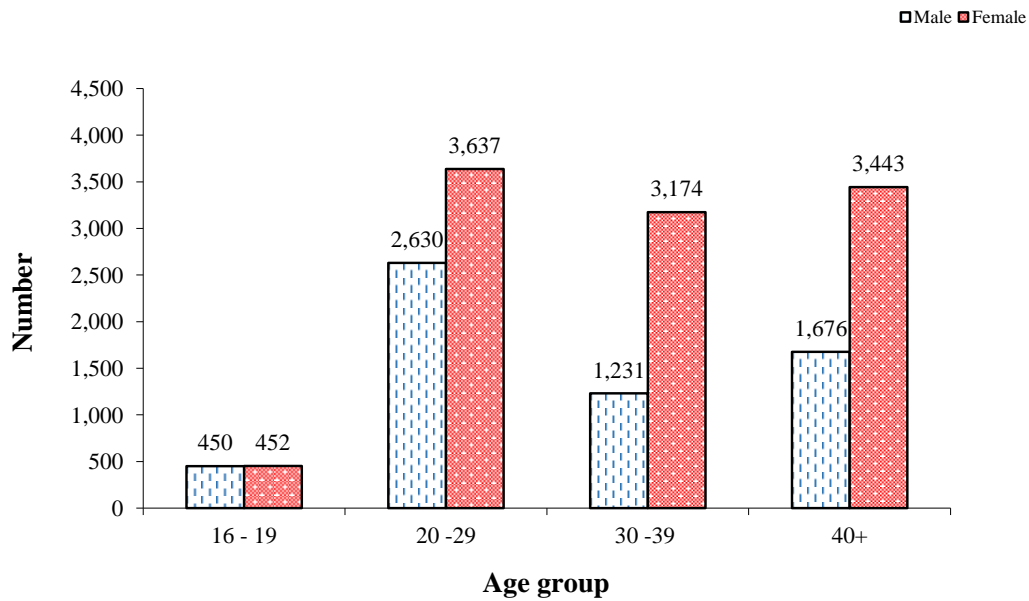


Table 13 - Number of registered unemployed by district & sex, as at end of April 2024

District	Male	Female	Both sexes
Port Louis	899	1,012	1,911
Black River	160	238	398
Plaine Wilhems	1,330	2,018	3,348
Pamplemousses	1,006	1,601	2,607
Rivière du Rempart	438	823	1,261
Moka	420	806	1,226
Flacq	997	2,495	3,492
Grand Port	398	962	1,360
Savanne	339	751	1,090
Total	5,987	10,706	16,693

Table 14 - Number of registered unemployed by locality & sex, as at end of April 2024

Locality	Male	Female	Both sexes
Baie Du Cap	14	20	34
Bambous	80	114	194
Beau Bassin	140	175	315
Bel Air	150	395	545
Bell Village	0	0	0
Belle Vue Maurel	65	113	178
Bramsthan	69	214	283
Brisee Verdiere	134	279	413
Camp de Masque Pave	63	144	207
Camp Diable	22	46	68
Canot	19	27	46
Case Noyale	11	22	33
Central Flacq	115	278	393
Chemin Grenier	64	149	213
Cottage	38	81	119

Table 14 (cont'd) - Number of registered unemployed by locality & sex, as at end of April 2024

Locality	Male	Female	Both sexes
Curepipe	237	333	570
Dagotiere	50	116	166
Fond Du Sac	51	98	149
Goodlands	136	186	322
Grand Bay	53	75	128
Grand Bois	45	131	176
Grand Gaube	62	83	145
Grand River South East	12	37	49
L'Escalier	46	94	140
La Rosa	79	191	270
Lallmatie	90	288	378
Laventure	38	93	131
Long Mountain	67	180	247
Mahebourg	91	200	291
Mare La Chaux	82	213	295
Medine	48	90	138
Moka	26	41	67
Mont Roches	19	24	43
Montagne Blanche	79	139	218
Old Grand Port	21	41	62
Pamplemousses	187	261	448
Petit Raffray	64	123	187
Petite Riviere	37	58	95
Phoenix	85	150	235
Piton	42	70	112
Plaine des Papayes	113	146	259
Plaine Magnien	22	78	100
Pointe aux Piments	48	67	115

Table 14 (cont'd) - Number of registered unemployed by locality & sex, as at end of April 2024

Locality	Male	Female	Both sexes
Port Louis	899	1,012	1,911
Poste de Flacq	61	169	230
Poudre d'Or	26	52	78
Poudre d'Or Hamlet	28	70	98
Quartier Militaire	89	166	255
Quatre Bornes	332	513	845
Quatre Soeurs	45	118	163
Riviere des Creoles	16	33	49
Riviere des Anguilles	62	175	237
Riviere du Poste	28	88	116
Riviere du Rempart	88	209	297
Roche Noires	39	88	127
Rose Belle	120	260	380
Rose Hill	220	291	511
Sebastopol	63	130	193
Souillac	81	128	209
St. Hubert	15	37	52
St. Julien d'Hotman	43	112	155
St. Pierre	133	232	365
Tamarin	8	13	21
Terre Rouge	166	236	402
Triolet	171	286	457
Trois Boutiques	13	44	57
Trou d'Eau Douce	27	47	74
Vacoas	300	534	834
Total	5,987	10,706	16,693

Table 15 - Number of registered unemployed with disabilities by nature of disability and sex, as at end of April 2024

Nature of disability	Male	Female	Both sexes
Abnormal movement of body parts	9	1	10
Blind	1	0	1
Crippled	3	4	7
Deaf	3	1	4
Deaf and Dumb	3	1	4
Deformation of body parts since birth	13	2	15
Disabled following surgical operation or illness	6	3	9
Disabled due to accident	8	1	9
Dumb	2	1	3
Dwarf	1	0	1
Epileptic	7	1	8
Lame	2	1	3
Mental illness	5	4	9
Mentally retarded	13	6	19
Partly blind	3	1	4
Partly deaf	4	2	6
Stammer	6	2	8
Thalassemia	0	1	1
Total	89	32	121

Table 16 - Number of UNEMPLOYED new registrants, re-registrants and those who reported for maintaining their registration by Employment Information Centre & sex, April 2024

Employment Information Centre	New registrants			Re-registrants			Those who reported for maintaining their registration		
	Male	Female	Both sexes	Male	Female	Both sexes	Male	Female	Both sexes
Curepipe	10	17	27	9	25	34	6	22	28
Flacq	25	44	69	44	74	118	103	299	402
Mahebourg	11	9	20	5	21	26	4	42	46
Goodlands	20	25	45	22	32	54	51	79	130
Port Louis	38	24	62	48	41	89	48	80	128
Quartier Militaire	16	22	38	21	40	61	36	85	121
Quatre Bornes	26	24	50	24	23	47	36	57	93
Riv. Des Anguilles	7	22	29	17	24	41	13	55	68
Riv. Du Rempart	8	11	19	14	24	38	22	59	81
Rose Belle	10	14	24	10	22	32	22	78	100
Rose Hill	19	24	43	22	26	48	30	60	90
Triolet	26	24	50	32	35	67	46	131	177
Vacoas	11	18	29	17	30	47	37	74	111
Workfare	18	10	28	45	16	61	211	126	337
Total	245	288	533	330	433	763	665	1,247	1,912

Table17 - Change in the number of new unemployed registrants by educational attainment and sex , March 2024 - April 2024

Education Level	Mar-24			Mar-24			Change		
	Male	Female	Both sexes	Male	Female	Both sexes	Male	Female	Both sexes
Education Nil+Std VI (failed)	65	80	145	74	88	162	9	8	17
Standard VI (passed)	29	27	56	20	17	37	-9	-10	-19
Form I to V (including SC failed)	67	68	135	80	55	135	13	-13	0
SC (including HSC failed)	53	81	134	39	66	105	-14	-15	-29
HSC	42	76	118	21	50	71	-21	-26	-47
Professional	11	18	29	11	12	23	0	-6	-6
Total	267	350	617	245	288	533	-22	-62	-84

Table 18 - Number of new unemployed registrants by educational attainment, sex and age group, April 2024

Age group Education level	Male					Female					Both sexes				
	16 - 19	20 - 29	30 - 39	40+	Total	16 - 19	20 - 29	30 - 39	40+	Total	16 - 19	20 - 29	30 - 39	40+	Total
Education Nil+Std VI (failed)	10	29	9	26	74	13	25	14	36	88	23	54	23	62	162
Standard VI (passed)	4	11	4	1	20	4	2	5	6	17	8	13	9	7	37
Form I to V (including SC failed)	39	33	4	4	80	20	22	10	3	55	59	55	14	7	135
SC (including HSC failed)	16	17	3	3	39	24	33	3	6	66	40	50	6	9	105
HSC	5	16	0	0	21	13	35	0	2	50	18	51	0	2	71
Professional	0	9	0	2	11	0	10	1	1	12	0	19	1	3	23
Total	74	115	20	36	245	74	127	33	54	288	148	242	53	90	533

Table 19 - Number of new unemployed registrants by occupational group and sex, April 2024

Occupational group	Male	Female	Both sexes
Managers	6	2	8
Professionals	13	11	24
Technicians & Associate Professionals	14	25	39
Clerical support workers	39	72	111
Service & sales workers	39	67	106
Skilled agricultural, forestry & fishery workers	9	5	14
Craft & related trades workers	36	3	39
Plant & machine operators & assemblers	14	10	24
Elementary occupations	53	52	105
New workers seeking employment	22	41	63
Total	245	288	533

Table 20 - Number of IN EMPLOYMENT new registrants, re-registrants and those who reported for maintaining their registration by Employment Information Centre & sex, April 2024

Employment Information Centre	New registrants			Re-registrants			Those who reported for maintaining their registration		
	Male	Female	Both sexes	Male	Female	Both sexes	Male	Female	Both sexes
Curepipe	5	11	16	33	16	49	32	49	81
Flacq	16	19	35	75	59	134	218	250	468
Mahebourg	12	7	19	40	32	72	76	95	171
Goodlands	8	5	13	50	41	91	113	116	229
Port Louis	11	2	13	37	27	64	85	69	154
Quartier Militaire	10	5	15	46	44	90	95	106	201
Quatre Bornes	4	5	9	21	26	47	43	36	79
Riv. Des Anguilles	6	9	15	27	16	43	93	80	173
Riv. Du Rempart	2	1	3	28	16	44	62	75	137
Rose Belle	6	3	9	31	27	58	135	152	287
Rose Hill	2	3	5	12	23	35	32	38	70
Triolet	18	11	29	38	23	61	106	120	226
Vacoas	5	4	9	23	19	42	58	88	146
Workfare	0	0	0	0	0	0	0	0	0
Total	105	85	190	461	369	830	1,148	1,274	2,422

Table 21 - Number of Unemployed and In Employment jobseekers de-registered by EIC and sex, as at end of April 2024

EIC ¹	Unemployed			In Employment			Total		
	Male	Female	Both sexes	Male	Female	Both sexes	Male	Female	Both sexes
Curepipe	10	20	30	26	22	48	36	42	78
Flacq	35	66	101	52	38	90	87	104	191
Goodlands	21	27	48	33	21	54	54	48	102
Mahebourg	12	20	32	26	19	45	38	39	77
Port Louis	54	54	108	25	23	48	79	77	156
Quartier Militaire	26	30	56	35	33	68	61	63	124
Quatre Bornes	34	37	71	22	14	36	56	51	107
Riviere des Anguilles	15	32	47	15	16	31	30	48	78
Riviere du Rempart	13	17	30	19	19	38	32	36	68
Rose Belle	10	18	28	21	37	58	31	55	86
Rose Hill	28	32	60	10	10	20	38	42	80
Triolet	33	41	74	34	27	61	67	68	135
Vacoas	25	36	61	16	24	40	41	60	101
Workfare	0	0	0	0	0	0	0	0	0
Total	316	430	746	334	303	637	650	733	1,383

¹ Employment Information Centre

Table 22 - Number of vacancies notified in EICs¹ by industrial group and sex, April 2024

Industrial group	Male	Female	Either male or female	Total
Agriculture, hunting, forestry and fishing	511	100	405	1,016
Manufacturing	225	21	309	555
<i>of which: Textile</i>	2	1	10	13
<i>Wearing apparel</i>	14	11	12	37
Electricity, gas and water supply	0	0	0	0
Construction	418	0	18	436
Wholesale & retail trade; repair of m/vehicles, motorcycles & personal & household goods	96	29	51	176
Transport, storage and communications	5	1	26	32
Hotels and restaurants	76	16	220	312
Information Technology	0	0	13	13
Financial intermediation	0	0	6	6
Real estate, renting and business activities	18	10	24	52
Public Administration And Defence; Compulsory Social Security	0	0	0	0
Education	0	11	7	18
Health and social work	0	16	80	96
Other community, social and personal service activities	0	2	181	183
Private households with employed persons	3	19	2	24
Total	1,352	225	1,342	2,919

¹EICs - Employment Information Centres**Table 23 - Number of vacancies notified in the PRESS by industrial group and sex, April 2024**

Industrial group	Male	Female	Either male or female	Total
Agriculture, hunting, forestry and fishing	0	0	3	3
Manufacturing	0	0	34	34
Electricity, gas and water supply	0	0	0	0
Construction	0	0	33	33
Wholesale & retail trade; repair of m/vehicles, motorcycles & personal & household goods	0	0	1	1
Transportation and storage	0	0	13	13
Hotels and restaurants	0	0	0	0
Financial intermediation	0	0	3	3
Real estate, renting and business activities	0	0	0	0
Public Administration and Defence	0	0	22	22
Education	0	0	20	20
Health and social work	0	0	1	1
Other community, social and personal service activities	0	0	2	2
Private households with employed persons	0	0	0	0
Total	0	0	132	132

Table 24 - Number of vacancies notified in the press and in EICs by industrial group and skill level, April 2024

Industrial group	Managers	Professionals	Technicians & associate professionals	Clerical support workers	Service workers & sales workers	Skilled agric., forestry & fishery workers	Craft & related trade workers	Plant & machine operators & assemblers	Elementary occupations	Total
Agriculture, hunting and forestry	0	21	34	8	51	97	222	428	158	1,019
Manufacturing	1	7	19	11	4	0	331	134	82	589
<i>of which : Textile</i>	0	2	0	0	0	0	0	7	4	13
<i>Wearing apparel</i>	0	0	2	3	0	0	6	24	2	37
Electricity, gas and water supply	0	0	0	0	0	0	0	0	0	0
Construction	0	3	9	10	0	0	342	84	21	469
Wholesale & retail trade; repair of motor vehicles, motorcycles & personal and household goods	2	6	35	15	32	2	39	29	17	177
Transport, storage & communications	1	0	3	5	19	0	7	7	3	45
Hotels & restaurants	0	6	24	2	219	1	12	4	44	312
Information technology	0	5	7	0	0	0	1	0	0	13
Financial intermediation	0	2	5	2	0	0	0	0	0	9
Real estate, renting and business activities	1	1	5	13	5	10	4	1	12	52
Public administration and defence; compulsory social security	3	8	6	4	0	0	1	0	0	22
Education	1	22	1	2	9	0	0	0	3	38
Health and social work	0	1	17	53	23	0	0	0	3	97
Other community, social and personal service activities	0	2	4	156	3	0	0	0	20	185
Private households with employed persons	0	0	0	0	8	2	0	1	13	24
Total	9	84	169	281	373	112	959	688	376	3,051

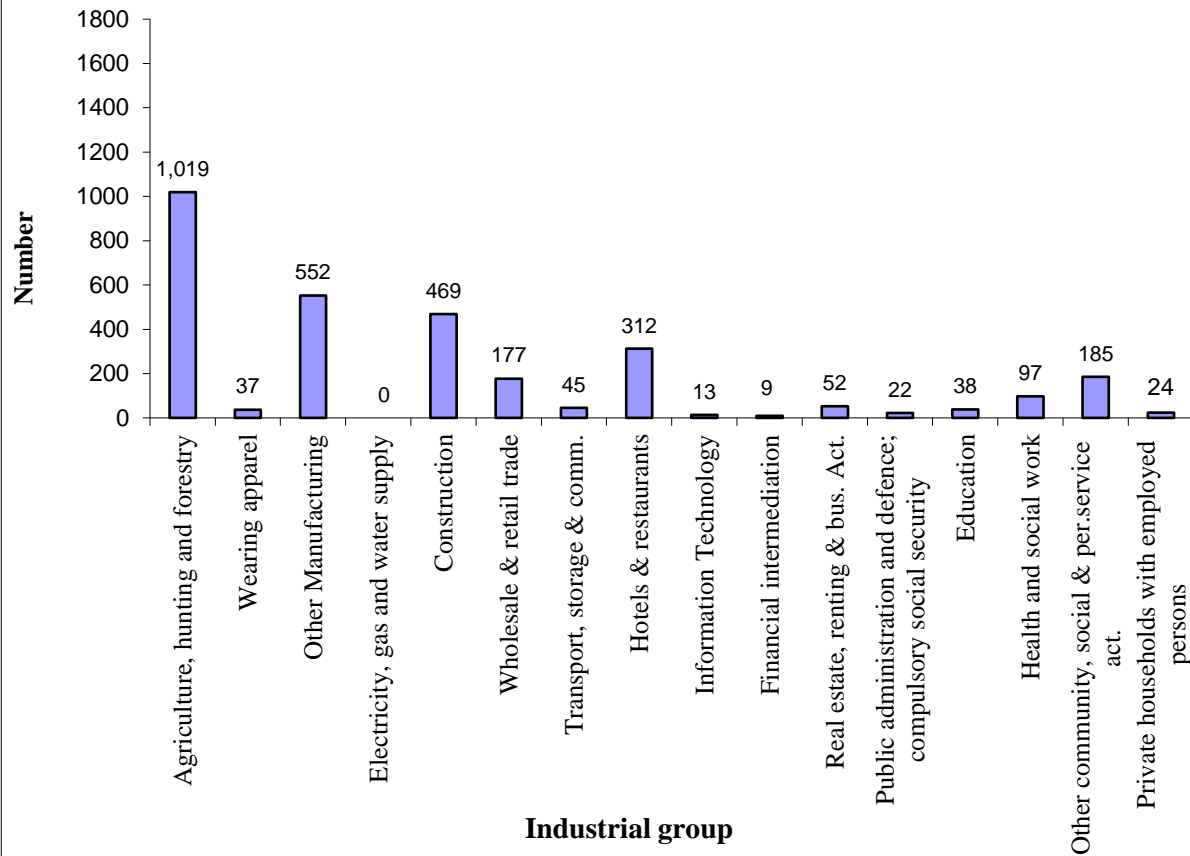
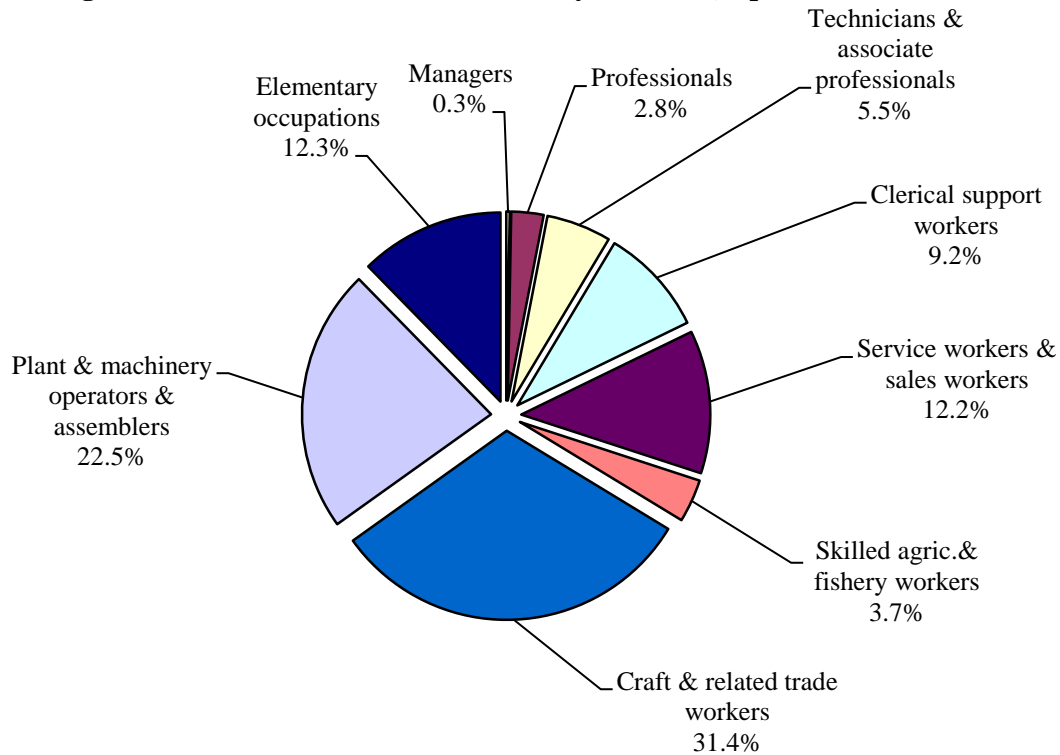
Figure 3 - Number of vacancies by industrial group, April 2024**Figure 4 - Distribution (%) of vacancies by skill level, April 2024**

Table 25 - Change in number of vacancies notified in the press and in EICs by industrial group, March 2024 - April 2024

Industrial group	March 2024	April 2024	Change
Agriculture, hunting and forestry	1,888	1,019	-869
Manufacturing	550	589	39
<i>of which: Textiles</i>	8	13	5
<i>Wearing apparel</i>	0	37	37
Electricity, gas and water supply	0	0	0
Construction	133	469	336
Wholesale & retail trade; repair of motor vehicles, motorcycles, personal and household goods	652	177	-475
Transport, storage & communications	26	45	19
Hotels & restaurants	354	312	-42
Information technology	18	13	-5
Financial intermediation	46	9	-37
Real estate, renting and business activities	138	52	-86
Public administration and defence; compulsory social security	38	22	-16
Education	12	38	26
Health & social work	11	97	86
Other community, social and personal service activities	79	185	106
Private households with employed persons	20	24	4
Total	3,965	3,051	-914

**Table 26 - Number of placements effected under the Youth Employment Programme
(private sector) by industrial group and sex, April 2024**

Industrial group	Male	Female	Both sexes
Agriculture, Forestry and Fishing	0	1	1
Manufacturing	3	0	3
Construction	1	0	1
Transportation and Storage	1	0	1
Information and Communication	2	0	2
Financial and Insurance Activities	0	1	1
Real Estate Activities	1	0	1
Administrative and Support Service activities	0	1	1
Professional, scientific and technical activities	5	6	11
Human Health and Social Work Activities	1	1	2
Other Service Activities	0	1	1
Total	14	11	25

Table 27 - Result of submission of candidates to employers for job placement effected in April 2024

Employment Information Centre	Vacancies	Applicants referred to employers	Declined offer	Failed to report to employer	Not selected	Result not yet known	Number placed	Placements for previous vacancies
Triolet	678	528	0	374	123	5	11	15
Riviere du Rempart	51	205	12	17	156	0	20	0
Goodlands	68	300	1	6	266	3	24	0
Port Louis	705	103	1	39	15	21	22	5
Rose Hill	366	260	0	0	235	0	25	0
Quatre Bornes	407	77	13	4	29	0	18	13
Vacoas	113	150	25	9	93	2	21	0
Curepipe	62	27	0	0	8	1	11	7
Quartier Militaire	180	317	204	33	54	4	21	1
Flacq	104	156	0	0	136	1	13	6
Rose Belle	19	213	0	0	193	0	20	0
Riviere Des Anguilles	46	145	27	4	95	1	18	0
Mahebourg	120	19	0	0	0	0	17	2
Total	2,919	2,500	283	486	1,403	38	241	49
Vacancies in the Public Sector	0	1,165	0	0	0	0	0	2
Grand Total	2,919	3,665	283	486	1,403	38	241	51

Table 28 - Number of placements effected by industrial group, occupation and sex, April 2024

Industrial group	Occupation	Male	Female	Both sexes
Agriculture	Accounts Clerk	0	1	1
	Animal Carer	2	0	2
	Driver, Private Car	1	0	1
	Factory Operator	0	2	2
	Garden and Horticultural Labourer	1	1	2
	Helper	1	0	1
	Packer, Hand	1	1	2
	Sub Total	6	5	11
Manufacturing	Aluminium Worker	1	0	1
	Cashier	0	1	1
	Cleaner	0	3	3
	Driver - Salesperson	1	0	1
	Driver, Private Car	1	0	1
	Factory Attendant, Manufacturing	2	5	7
	Factory Operator	7	0	7
	Fancy Jewel Maker	1	1	2
	Helper	2	3	5
	Kitchen Helper	0	1	1
	Machine Operator, Sewing	0	2	2
	Mechanical Technician	1	0	1
	Occupational Safety and Health Inspector	1	0	1
	Packer, Hand	0	2	2
	Receptionist	0	3	3
	Sales Administration Officer	0	2	2
	Sales Representative	1	0	1
	Shelves Worker	1	0	1
	Supervisor	0	1	1
	Sub Total	19	24	43
Construction	Accounts Clerk	0	1	1
	Administrative Clerk	0	2	2
	Building Maintenance Handyman	2	0	2
	Cleaner	0	3	3
	Clerical Officer / Clerk	1	3	4
	Graphic Designer	1	0	1
	Lorry Driver, Heavy / Chauffeur Poid-Lourd	2	0	2
	Storekeeper	3	0	3
	Sub Total	9	9	18

Table 28 (cont'd) - Number of placements effected by industrial group, occupation and sex, April 2024

Industrial group	Occupation	Male	Female	Both sexes
Wholesale & retail trade; repair of motor vehicles, motorcycles & personal and household goods	Administrative Clerk	1	1	2
	Automobile Mechanic, Petrol and Diesel	2	0	2
	Beauty and Skin Commercial Advisor	0	1	1
	Cashier	0	8	8
	Cleaner, Hand, Vehicle	1	1	2
	Clerical Officer / Clerk	3	3	6
	Coordinator, Human Resource	1	1	2
	Delivery Boy	1	0	1
	Dispenser	0	1	1
	Driver, Private Car	7	0	7
	Driver, Van, Light and Local Transport	2	0	2
	Helper	5	2	7
	Helper, Store	1	0	1
	Human Resource Officer	1	0	1
	Kitchen Helper	1	0	1
	Loader / Unloader	1	0	1
	Lorry Driver, Heavy / Chauffeur Poid-Lourd	1	0	1
	Marketing Executive	0	2	2
	Packer, Hand	2	0	2
	Sales Representative	0	1	1
	Salesperson, Retail Trade	0	6	6
	Secretary	0	1	1
	Security Guard	2	0	2
	Shelves Worker	4	2	6
	Shop Assistant	1	2	3
	Stock Controller	0	1	1
	Store Clerk	0	1	1
	Supervisor	0	1	1
	Trainee Accounts Clerk	0	1	1
	Sub Total	37	36	73
Transport and Storage	Air Cargo Clerk	3	1	4
	Cleaner	1	0	1
	Sub Total	4	1	5
Hotels and Restaurants	Administrative Clerk	0	1	1
	Barman/Barmaid	0	1	1
	Building Maintenance Handyman	5	0	5

Table 28 (cont'd) - Number of placements effected by industrial group, occupation and sex, April 2024

Industrial group	Occupation	Male	Female	Both sexes
Hotels and Restaurants (Cont'd)	Cashier	0	1	1
	Cleaner	1	2	3
	Cook, General	4	2	6
	Delivery Boy	1	0	1
	Dish Washer/Plongeur	0	1	1
	Executive Housekeeper	1	0	1
	Fast Food Operator	1	0	1
	Gardener	1	0	1
	Helper	0	1	1
	Hotel Receptionist	1	1	2
	Housekeeping Attendant	0	3	3
	Kitchen Helper	2	4	6
	Kitchen Steward	1	0	1
	Pastry Maker	0	1	1
	Plumber	1	0	1
	Salesperson, Retail Trade	0	1	1
	Security Guard	3	1	4
	Travel Guide	1	0	1
	Valet/Chambermaid, Hotel	1	2	3
	Waiter/Waitress, General	3	1	4
	Sub Total	27	23	50
Information and Communication	Administrative Officer	0	1	1
	Customer Service Clerk	0	1	1
	Receptionist	0	1	1
	Sub Total	0	3	3
Financial Intermediation	Administrative Assistant	0	2	2
	Audit Clerk	0	1	1
	Human Resource Officer	0	1	1
	Sales Representative	1	1	2
	Teller, Tote	1	0	1
	Sub Total	2	5	7
Real estate, renting and business services	Accounts Clerk	1	3	4
	Administrative Clerk	0	2	2
	Aluminium Fabricator	1	0	1
	Automobile Mechanic, Petrol and Diesel	1	0	1

Table 28 (cont'd) - Number of placements effected by industrial group, occupation and sex, April 2024

Industrial group	Occupation	Male	Female	Both sexes
	Building Maintenance Handyman	2	0	2
	Cashier	0	2	2
	Cleaner	0	8	8
	Cleaner, Building/Office	1	3	4
	Clerical Officer / Clerk	0	1	1
	Collector, Garbage	3	3	6
	Customer Service Representative	0	2	2
	Driver, Private Car	3	0	3
	Electrician, Heavy Vehicle	1	0	1
	Handyworker	3	0	3
	Human Resource Clerk	0	2	2
	Marketing Officer	0	1	1
	Mechanic, General	1	0	1
	Pastry Cook	0	1	1
	Reception-Clerk	0	2	2
	Salesperson, Retail Trade	0	1	1
	Security Guard	2	2	4
	Store Clerk	1	1	2
	Supervisor, Cleaning Services	1	0	1
	Sub Total	21	34	55
Education	Administrative Officer	1	0	1
	Child Care Worker	0	1	1
	Child Carer / Nursery Attendant	0	3	3
	Preprimary Teacher	0	1	1
	Sub Total	1	5	6
Health and Social Services	Carer, Home	0	2	2
	Health Care Assistant	0	1	1
	Housekeeping Attendant	0	1	1
	Sub Total	0	4	4
Private Households	Baby Sitter	0	1	1
Private Households (Cont'd)	Carer, Home	0	2	2
	Cook, General	0	1	1
	Gardener	1	0	1
	Housemaid	0	10	10
	Sub Total	1	14	15

Table 28 (cont'd) - Number of placements effected by industrial group, occupation and sex, April 2024

Industrial group	Occupation	Male	Female	Both sexes
Total EIC¹		127	163	290
NED ² :	(a) Public Sector	1	1	2
	(b) Workfare Programme	14	15	29
	(c) Magazine de L'Emploi et des Metiers	9	5	14
	(d) Job Management System	3	1	4
	(e) Youth Employment Programme (Public & Private)	14	16	30
	(f) Back to Work Programme	0	1	1
	(g) Dual Training Programme	0	0	0
	(h) Trainee Engineer Scheme (Public & Private)	6	1	7
	(i) Outward Labour Migration	2	0	2
Total NED		49	40	89
Grand Total		176	203	379

¹ Employment Information Centres² National Employment Department

WORK PERMITS & CERTIFICATES OF EXEMPTION



Table 29 - Number of NEW work permits issued by industrial group, occupation & sex, April 2024

Industrial Group	Occupation	Male	Female	Both sexes
Agriculture, Forestry and Fishing	Agriculteur Hydroponique	4	0	4
	Farm Skilled Live Stock	1	0	1
	Field Labourer	28	0	28
	Greenhouse Operator	12	0	12
	Hydroponic Farmer	1	0	1
	Landscapers	1	0	1
	Livestock Worker	1	0	1
	Poultry Farm Worker	36	0	36
	Skilled Farm Workers	1	0	1
	Skilled Machine Operator	1	0	1
	Sub Total	86	0	86
Manufacturing	Aluminium Fabricator	3	0	3
	Aluminium Light Metal Operator	1	0	1
	Aluminium Worker	2	0	2
	Apprentice Mechanic, Precision Instruments	1	0	1
	Apprentice Tyreman	1	0	1
	Bakery Operator	15	0	15
	Blacksmith	1	0	1
	Cabinet Maker	9	0	9
	Chef De Partie (Pastry)	1	0	1
	Cosmetic Brush Maker	7	0	7
	Crankshaft Grinding Machine Operator	1	0	1
	Cylinder Head Skimming Machine Operator	1	0	1
	Electrical Technician	1	0	1
	Electrician	1	0	1
	Electrician, Traffic Light	1	0	1
	Factory Operator	85	24	109
	Fibreglass Operator	2	0	2
	Fish Cutter	3	8	11
	Food Processing Operator	1	0	1
	Light Metal Operator	10	0	10
	Line Boring Machine Operator	2	0	2
	Machine Operator	43	13	56
	Machine Operator, Sewing	17	1	18
	Machine Operator, Textiles	153	24	177
	Machinist	2	0	2
	Mechanical And Technical Operator	1	0	1

Table 29 (Cont'd) - Number of NEW work permits issued by industrial group, occupation & sex, April 2024

Industrial Group	Occupation	Male	Female	Both sexes
Manufacturing (Cont'd)	Mig Welder	4	0	4
	Other Machinery Mechanics And Fitters, Nec	1	0	1
	Packing Operator	5	0	5
	Pastry Cook	2	0	2
	Pastry Maker	3	0	3
	Pattern Maker	4	0	4
	Poultry Slaughterhouse Worker	3	0	3
	Printing-Machinery Fitter	1	0	1
	Production Shift Manager	1	0	1
	Raffia Polisher	1	0	1
	Refrigeration Technician/ Frigorist	2	0	2
	Sales Invoice Clerk	1	0	1
	Sheet Metal Worker	1	0	1
	Skilled Assembler Aluminium Operator	11	0	11
	Skilled Chemical Operators	2	0	2
	Tig Welder	2	0	2
	Turner/Fitter Machine Operator	1	0	1
	Upholsterer	4	0	4
	Valve Seat/Guide Machine Operator	1	0	1
	Welder	2	0	2
	Welder/Turner	3	0	3
	Sub Total	420	70	490
Construction	Barbender	2	0	2
	Boiler Maker	3	0	3
	Cable Jointer	1	0	1
	Carpenter	27	0	27
	Civil Worker	2	0	2
	Concrete Shutterers	3	0	3
	Cook	2	0	2
	Electrician	8	0	8
	Electrician, General	1	0	1
	Excavator Operator	2	0	2
	General Maintenance Pool Technician	3	0	3
	Granite Technician	13	0	13
	Hdpe Technician	1	0	1
	Hydraulic Jack Operator	2	0	2

Table 29 (Cont'd) - Number of NEW work permits issued by industrial group, occupation & sex, April 2024

Industrial Group	Occupation	Male	Female	Both sexes
Construction (Cont'd)	Instrumentation Analyst	1	0	1
	Mason	201	0	201
	Mason, General	2	0	2
	Multiskilled	1	0	1
	Shuttering Carpenter	5	0	5
	Site Technician	1	0	1
	Skilled Mason	27	0	27
	Splicing / Pulling Technician	2	0	2
	Steam Boiler Operation	2	0	2
	Steel Bender	6	0	6
	Steel Fixer	5	0	5
	Tig & Arc Welder	2	0	2
	Tile Setter	1	0	1
	Sub Total	326	0	326
Wholesale and Retail Trade, Repair of Motor Vehicles, Motorcycles and Personal and Household Goods	Auto Painters	2	0	2
	Automobile Mechanic	3	0	3
	Automobile Painter	3	0	3
	Blacksmith	3	0	3
	Carpenter	1	0	1
	Coach Builder	1	0	1
	Granite Technician	3	0	3
	Granite Worker	0	1	1
	Greenhouse And Buddings Operator	1	0	1
	Helper, Kitchen, Non-Domestic	0	1	1
	Machine Operator, Packing	0	2	2
	Machine Technician	4	0	4
	Mechanic	2	0	2
	Motor Vehicle Mechanic	2	0	2
	Packing And Labelling Operator	13	0	13
	Packing Machine Operator	13	1	14
	Painter	3	0	3
	Panel Beater	1	0	1
	Welder	28	0	28
	Sub Total	83	5	88

Table 29 (Cont'd) - Number of NEW work permits issued by industrial group, occupation & sex, April 2024

Industrial Group	Occupation	Male	Female	Both sexes
Transport, Storage and Communications	Grinding Machine Operator	4	0	4
	Mechanic	1	0	1
	Packing Machine Operator	1	0	1
	Tyreperson	1	0	1
	Sub Total	7	0	7
Hotels and Restaurants	Barman	1	0	1
	Cook	29	1	30
	Food Processor	3	0	3
	Kitchen Helper	2	0	2
	Waiter	2	0	2
	Waiter/Waitress, General	4	0	4
	Welcome And Service Coordinator	1	0	1
	Sub Total	42	1	43
Administrative and Support Service Activities	Call Centre Operator	3	17	20
	Grinding Mill Operator	3	0	3
	Landscapers	10	0	10
	Machine Operator	7	0	7
	Packing Machine Operator	9	0	9
	Tent Erector	6	0	6
	Sub Total	38	17	55
Health and Social Work	Occupational Therapist	0	1	1
	Midwife	0	2	2
	Sub Total	0	3	3
Other Community, Social and Personal Service	Beautician	0	1	1
	Biologist, General	2	1	3
	Call Centre Operator	0	1	1
	Instrumentalist	0	1	1
	Laundry Machine Operator	1	0	1
	Musician (Nadeshwaram Player)	1	0	1
	Priest	1	0	1
	Professional Dravidian Musician (Adheena Nadaswara Vidv	1	0	1
	Religious And Social Worker	1	1	2
	Sculptors, Painters And Related Workers, Nec	1	0	1
	Senior Administrator Of Muslim Religious Organisation	1	0	1
	Sub Total	9	5	14

Table 29 (Cont'd) - Number of NEW work permits issued by industrial group, occupation & sex, April 2024

Industrial Group	Occupation	Male	Female	Both sexes
Private Household with Employed Persons	Babysitter/Nanny	0	1	1
	Carer	3	4	7
	Carer, Home	0	1	1
	Housemaid	2	0	2
	Household Worker	1	0	1
	Maid	0	3	3
	Nanny	0	1	1
	Sub Total	6	10	16
Total		1,017	111	1,128

Table 30 - Number of work permits RENEWED by industrial group, occupation & sex, April 2024

Sector	Occupation	Male	Female	Both sexes
Agriculture, Hunting and Fishing	Sugar Factories Helpers/Labourers	10	0	10
	Sub Total	10	0	10
Manufacturing	Aluminium Fabricator	1	0	1
	Aluminium Worker	1	0	1
	Apprentice Mechanic, Precision Instruments	1	0	1
	Bakery Operator	12	0	12
	Cabinet Maker	4	0	4
	Carpenter Worker	1	0	1
	Construction Carpenter	1	0	1
	Cook	1	0	1
	Cook, Indian Cuisine	0	1	1
	Double Needle Operator	2	2	4
	Electrical Technician	1	0	1
	Electrician, General	1	0	1
	Embroiderer	1	0	1
	Factor Operator	1	0	1
	Fish Cleaner	0	5	5
	Fish Cutter	12	26	38
	Jeweller Hand Maker	1	0	1
	Leather Machinist	2	0	2
	Machine Operator	33	6	39
	Machine Operator, Bakery Products	8	0	8
	Machine Operator, Beam Warping, Textile Weaving	2	0	2
	Machine Operator, Fish Sterilising	1	0	1
	Machine Operator, Lace Weaving	1	0	1
	Machine Operator, Sewing	137	45	182
	Machine Operator, Spinning, Thread And Yarn	14	0	14
	Machine Operator, Textiles	98	74	172
	Machine Operator, Wire Products	4	0	4
	Mason	17	0	17
	Mason, General	2	0	2
	Mechanic, Weaving Machine	3	0	3
	Mechanical Technician	1	0	1
	Operateur Dusine (Shoemaker)	1	0	1
	Optical Technician	2	0	2
	Pastry Operator	3	0	3
	Plastic Injection Moulding Machine Operator	1	0	1

Table 30 (Cont'd) - Number of work permits RENEWED by industrial group, occupation & sex, April 2024

Sector	Occupation	Male	Female	Both sexes
Manufacturing (Cont'd)	Production Supervisor	1	0	1
	Quality Inspector	1	0	1
	Sheet Metal Worker	2	0	2
	Single Needle Operator	1	0	1
	Spinner	1	0	1
	Supervisor, Garment Manufacturing	2	0	2
	Tyreman	2	0	2
	Sub Total	381	159	540
Construction	Air Conditioner Installer	3	0	3
	Aluminium Fabricator	1	0	1
	Barbender	42	0	42
	Cabinet Maker	2	0	2
	Carpenter	50	1	51
	Carpenter, General	15	0	15
	Construction Carpenter	1	0	1
	Cook, Indian Cuisine	1	0	1
	Driver, Truck, Heavy	1	0	1
	Electrician	12	0	12
	Excavator Operator	1	0	1
	Landscaper	1	0	1
	Mason	77	0	77
	Mason, General	21	0	21
	Mason, Monument	2	0	2
	Painter	1	0	1
	Plumber	8	0	8
	Roller Shutter Fixer	1	0	1
	Shop Fitter	4	0	4
	Site Agent	1	0	1
	Specialist Shutter, Hand	7	0	7
	Steel Fixer	21	0	21
	Stonemason, Construction	4	0	4
	Supervisor	0	1	1
	Technician (General)	1	0	1
	Tile Setter	5	0	5
	Welder	1	0	1
	Welder, Resistance	1	0	1
	Sub Total	285	2	287

Table 30 (Cont'd) - Number of work permits RENEWED by industrial group, occupation & sex, April 2024

Sector	Occupation	Male	Female	Both sexes
Wholesale and Retail Trade, Repair of Motor Vehicles, Motorcycles and Personal and Household Goods	Bakery Operator	16	0	16
	Carpenter, General	2	0	2
	Carpet Technician	1	0	1
	Food Processing Operator	8	0	8
	Frigorist	2	0	2
	Green House And Budding Operator	2	0	2
	Machine Operator, Packing	9	0	9
	Mechanic	1	0	1
	Metal Wheel Grinders, Polishers And Tool Sharpeners, Nec	3	0	3
	Operator, Fertiliser Plant	2	0	2
	Packer, Hand	1	0	1
	Pastry Chef	8	0	8
	Pastry Maker	2	0	2
	Sales And Marketing Development Manager	1	0	1
	Sub Total	58	0	58
Hotels and Restaurants	Cook	5	0	5
	Cook, Indian Cuisine	1	0	1
	Machine Operator, Foodstuffs Dehydrating	2	0	2
	Other Food And Related Products Processing Trades Worker	1	0	1
	Spa Therapist	0	3	3
	Sweet Maker	1	0	1
	Sub Total	10	3	13
Real Estate, Renting and Business Activities	Building Painter	1	0	1
	Carpenter, General	3	0	3
	Mason, General	1	0	1
	Tent Erector	3	0	3
	Sub Total	8	0	8
Administrative and Support Service Activities	Machine Operator	2	0	2
	Sub Total	2	0	2
Education	Managing Director, Hotel	0	1	1
	Sub Total	0	1	1
Health and Social Work	Health Care Assistant (Garde Malade)	0	1	1
	Sub Total	0	1	1

Table 30 (Cont'd) - Number of work permits RENEWED by industrial group, occupation & sex, April 2024

Sector	Occupation	Male	Female	Both sexes
Other Community, Social and Personal Service	Factory Operator	9	0	9
	Glass, Ceramics And Related Painters And Decorators, Nec	1	0	1
	Temple Musician (Nadeswaram)	1	0	1
	Sub Total	11	0	11
Private Household with Employed Persons	Carer	0	2	2
	Sub Total	0	2	2
Total		765	168	933

Table 31 - Number of new work permits issued and renewed work permits by country of origin & sex, April 2024

Country	New			Renewed			Grand Total
	Male	Female	Both sexes	Male	Female	Both sexes	
Australia	0	1	1	0	0	0	1
Bangladesh	10	11	21	348	135	483	504
Bhutan	0	1	1	0	0	0	1
China	4	0	4	9	2	11	15
Cuba	0	1	1	0	0	0	1
France	0	1	1	1	0	1	2
India	470	8	478	227	4	231	709
Kenya	0	19	19	0	0	0	19
Madagascar	180	58	238	44	26	70	308
Mozambique	0	0	0	1	0	1	1
Nepal	351	9	360	127	0	127	487
Pakistan	1	0	1	0	0	0	1
Senegal	1	0	1	0	0	0	1
Seychelles	0	1	1	0	0	0	1
Sri Lanka	0	0	0	4	1	5	5
Zimbabwe	0	1	1	4	0	4	5
Total	1,017	111	1,128	765	168	933	2,061

Figure 5 - Distribution (%) of new work permits & renewed work permits by country of origin, April 2024

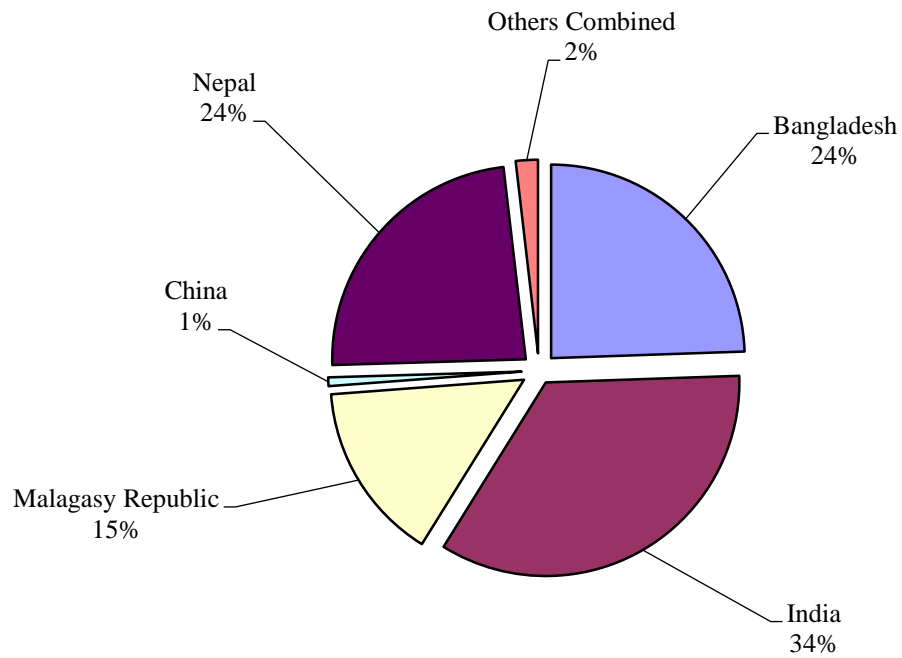


Figure 6 - Number of new work permits & renewed work permits by industrial group, April 2024

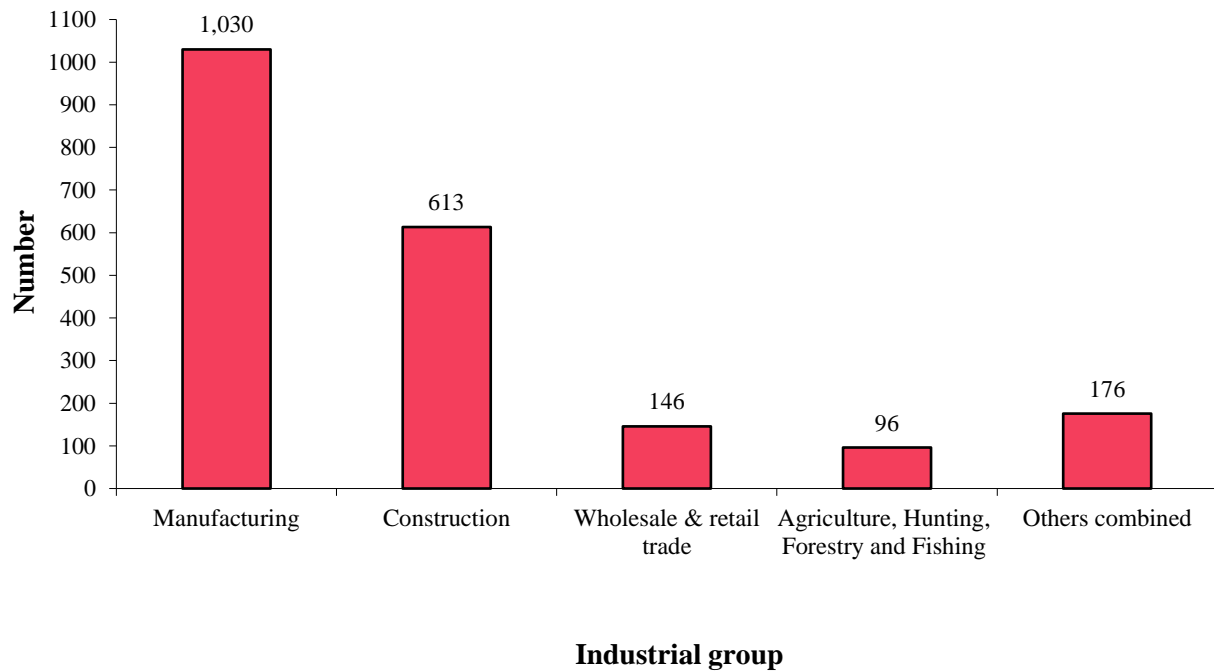


Table 32 - Number of new and renewed work permits by industrial group & sex, April 2024

Industrial group	New			Renewed			Total		
	Male	Female	Both sexes	Male	Female	Both sexes	Male	Female	Both sexes
Agriculture, Hunting, Forestry and Fishing	86	0	86	10	0	10	96	0	96
Minning and Quarrying	0	0	0	0	0	0	0	0	0
Manufacturing	420	70	490	381	159	540	801	229	1,030
Construction	326	0	326	285	2	287	611	2	613
Wholesale And Retail Trade, Repair Of Motor Vehicles, Motorcycles And Personal And Household Goods	83	5	88	58	0	58	141	5	146
Transport, Storage and Communication	7	0	7	0	0	0	7	0	7
Hotels and Restaurants	42	1	43	10	3	13	52	4	56
Information Technology	0	0	0	0	0	0	0	0	0
Financial Intermediation	0	0	0	0	0	0	0	0	0
Real Estate, Renting And Business Activities	0	0	0	8	0	8	8	0	8
Administrative and Support Service Activities	38	17	55	2	0	2	40	17	57
Public Administration and Defence; Compulsory Social Security	0	0	0	0	0	0	0	0	0
Education	0	0	0	0	1	1	0	1	1
Health And Social Work	0	3	3	0	1	1	0	4	4
Other Community, Social And Personal Service	9	5	14	11	0	11	20	5	25
Private Households With Employed Persons	6	10	16	0	2	2	6	12	18
Total	1,017	111	1,128	765	168	933	1,782	279	2,061

Table 33 - Number of certificates of exemption issued and renewed by country of origin & sex, April 2024

Country	New	Renewed	Grand Total
Australia	0	1	1
Bangladesh	2	0	2
China	0	1	1
Ethiopia	2	0	2
France	3	2	5
Ghana	10	4	14
India	184	157	341
Madagascar	24	16	40
Malawi	1	0	1
Mozambique	1	0	1
Nepal	575	5	580
Sri Lanka	4	0	4
United States Of America	1	1	2
Total	807	187	994

Table 34 - Number of valid work permits and certificates of exemption by industrial group & sex, as at end of April 2024

Industrial group	Valid Work Permits			Certificates of Exemption			Grand Total		
	Male	Female	Both sexes	Male	Female	Both sexes	Male	Female	Both sexes
Agriculture, Hunting, Forestry and Fishing	1,325	10	1,335	271	0	271	1,596	10	1,606
Mining And Quarrying	9	0	9	0	0	0	9	0	9
Manufacturing	17,064	4,010	21,074	1	0	1	17,065	4,010	21,075
Electricity, Gas And Water Supply	5	0	5	0	0	0	5	0	5
Construction	7,091	18	7,109	7,380	3	7,383	14,471	21	14,492
Wholesale And Retail Trade, Repair Of Motor Vehicles, Motorcycles And Personal And Household Goods	2,179	48	2,227	0	0	0	2,179	48	2,227
Transport, Storage And Communications	237	118	355	2	0	2	239	118	357
Hotels And Restaurants	649	43	692	0	1	1	649	44	693
Information Technology	26	8	34	0	0	0	26	8	34
Financial Intermediation	29	6	35	13	15	28	42	21	63
Real Estate, Renting And Business Activities	191	18	209	0	0	0	191	18	209
Professional, Scientific and Technical Activities	15	0	15	0	0	0	15	0	15
Administrative and Support	237	94	331	0	0	0	237	94	331
Public Administration And Defence; Compulsory Social Security	3	3	6	147	53	200	150	56	206
Education	14	13	27	43	45	88	57	58	115
Health And Social Work	116	101	217	1	0	1	117	101	218
Other Community, Social And Personal Service	549	111	660	25	10	35	574	121	695
Private Households With Employed Persons	132	152	284	0	1	1	132	153	285
Extra-territorial Organisations and Bodies	0	0	0	30	33	63	30	33	63
Total	29,871	4,753	34,624	7,913	161	8,074	37,784	4,914	42,698

Table 35 - Number of valid work permits and certificates of exemption by country of origin & sex, as at end of April 2024

Country of origin	Valid Work Permits			Certificates of exemption			Grand Total		
	Male	Female	Both sexes	Male	Female	Both sexes	Male	Female	Both sexes
Algeria	1	2	3	0	0	0	1	2	3
Australia	2	3	5	2	1	3	4	4	8
Bangladesh	9,036	2,209	11,245	113	0	113	9,149	2,209	11,358
Belgium	2	4	6	1	0	1	3	4	7
Bhutan	0	1	1	0	0	0	0	1	1
Botswana	0	0	0	1	1	2	1	1	2
Brazil	3	0	3	0	0	0	3	0	3
Burkina Faso	3	0	3	0	0	0	3	0	3
Burundi	0	0	0	1	2	3	1	2	3
Cameroon	6	3	9	0	0	0	6	3	9
Canada	0	3	3	0	4	4	0	7	7
Cape Verde Islands	4	0	4	0	0	0	4	0	4
Chile	1	0	1	0	0	0	1	0	1
China, People's Republic of	130	19	149	43	38	81	173	57	230
Columbia	1	0	1	0	0	0	1	0	1
Comoros	1	1	2	0	0	0	1	1	2
Congo	5	2	7	0	0	0	5	2	7
Croatia	0	0	0	1	0	1	1	0	1
Cuba	2	1	3	1	0	1	3	1	4
Czech Republic	0	0	0	1	0	1	1	0	1
Djibouti	0	1	1	0	1	1	0	2	2
Egypt	2	0	2	2	0	2	4	0	4
El Salvador	0	0	0	1	0	1	1	0	1
Ethiopia	2	0	2	3	1	4	5	1	6
France	30	21	51	82	88	170	112	109	221
Gambia	0	0	0	1	0	1	1	0	1
Germany	3	2	5	2	0	2	5	2	7
Ghana	9	2	11	16	0	16	25	2	27
Guinea-Bissau	17	0	17	0	0	0	17	0	17
Honduras	0	1	1	0	0	0	0	1	1
Hong Kong	1	0	1	0	0	0	1	0	1
Hungary	0	1	1	0	0	0	0	1	1
Iceland	0	1	1	0	0	0	0	1	1
India	11,856	332	12,188	4,107	5	4,112	15,963	337	16,300
Indonesia	9	24	33	51	2	53	60	26	86
Iran	2	1	3	0	0	0	2	1	3
Ireland	1	1	2	0	0	0	1	1	2
Italy	4	4	8	1	0	1	5	4	9
Ivory Coast	12	1	13	0	0	0	12	1	13
Japan	0	0	0	6	2	8	6	2	8
Kenya	79	254	333	2	2	4	81	256	337
Korea, Republic of	2	0	2	1	0	1	3	0	3
Laos	0	1	1	0	0	0	0	1	1
Lithuania	0	1	1	0	0	0	0	1	1

Table 35 (Cont'd) - Number of valid work permits and certificates of exemption by country of origin & sex, as at end of April 2024

Country of origin	Valid Work Permits			Certificates of exemption			Grand Total		
	Male	Female	Both sexes	Male	Female	Both sexes	Male	Female	Both sexes
Malagasy Republic	4,107	1,389	5,496	265	0	265	4,372	1,389	5,761
Malawi	0	1	1	3	0	3	3	1	4
Malaysia	1	2	3	0	0	0	1	2	3
Morocco	3	3	6	0	0	0	3	3	6
Mozambique	73	1	74	2	1	3	75	2	77
Namibia	1	0	1	1	0	1	2	0	2
Nauru	1	0	1	0	0	0	1	0	1
Nepal	3,970	86	4,056	3,148	0	3,148	7,118	86	7,204
Netherlands	1	0	1	1	0	1	2	0	2
Nicaragua	1	0	1	0	0	0	1	0	1
Nigeria	10	1	11	0	0	0	10	1	11
Oman	1	0	1	0	0	0	1	0	1
Pakistan	17	2	19	0	0	0	17	2	19
Philippines	6	18	24	0	0	0	6	18	24
Poland	3	0	3	0	0	0	3	0	3
Reunion Island	1	0	1	0	1	1	1	1	2
Romania	0	0	0	1	0	1	1	0	1
Russia	0	2	2	4	0	4	4	2	6
Rwanda	0	0	0	1	4	5	1	4	5
Senegal	4	0	4	0	0	0	4	0	4
Serbia	0	0	0	1	0	1	1	0	1
Seychelles	1	2	3	1	0	1	2	2	4
Singapore	0	1	1	0	0	0	0	1	1
Slovakia	0	1	1	0	0	0	0	1	1
Slovenia	1	0	1	0	0	0	1	0	1
South Africa	19	11	30	9	4	13	28	15	43
South Korea	1	0	1	0	0	0	1	0	1
Spain	1	0	1	0	0	0	1	0	1
Sri Lanka	376	320	696	15	0	15	391	320	711
Swaziland	0	0	0	0	1	1	0	1	1
Taiwan	2	0	2	2	0	2	4	0	4
Tanzania	3	1	4	5	0	5	8	1	9
Thailand	1	3	4	0	0	0	1	3	4
Tunisia	1	2	3	0	0	0	1	2	3
Uganda	0	3	3	3	1	4	3	4	7
United Kingdom	4	0	4	4	1	5	8	1	9
United States of America	1	1	2	6	1	7	7	2	9
Vietnam	1	1	2	0	0	0	1	1	2
Yemen	1	0	1	0	0	0	1	0	1
Zambia	0	1	1	0	0	0	0	1	1
Zimbabwe	32	5	37	2	0	2	34	5	39
Total	29,871	4,753	34,624	7,913	161	8,074	37,784	4,914	42,698

Table 36 - Number of valid work permits and certificates of exemption (more than 50) by occupation & sex, as at end of April 2024

Occupation	Male	Female	Total
Aluminium Fabricator	53	0	53
Bakery Operator	880	4	884
Barbender	94	0	94
Barbender Grade 1	149	0	149
Barbender Grade 2	204	0	204
Block Mason Grade 2	72	0	72
Cabinet Maker	249	0	249
Cabinet Maker Grade I	69	0	69
Cabinet Maker Grade II	320	0	320
Call Centre Operator	110	197	307
Carer	57	67	124
Carpenter	472	1	473
Carpenter Grade I	832	1	833
Carpenter Grade II	1645	0	1,645
Cook	407	13	420
Cosmetic Brush Maker	53	36	89
Electrician	179	0	179
Electrician Grade 1	172	0	172
Electrician Grade II	135	0	135
Excavator Operator	61	0	61
Factory Attendant	90	0	90
Factory Operator	363	50	413
Field Labourer	187	2	189
Fish Cleaner	24	1217	1,241
Fish Cutter	669	2	671
Fisherman	127	0	127
Food Processing Operator	80	0	80
Greenhouse And Budding Operator	51	0	51
Helper	286	0	286
Injection Operator	99	0	99
Jeweller	78	0	78
Knitting Machine Operator	57	0	57
Landscaper Grade II	57	0	57
Leather Machine Operator	93	4	97
Linking Machine Operator	19	31	50
Machine Operator	2868	376	3,244
Machine Operator (Textile)	5606	1835	7,441
Mason	1201	1	1,202
Mason Grade I	1439	1	1,440

Table 36 (Cont'd) - Number of valid work permits and certificates of exemption (more than 50) by occupation & sex, as at end of April 2024

Occupation	Male	Female	Total
Mason Grade II	2817	1	2,818
Nursing Officer	34	44	78
Packing Machine Operator	576	6	582
Pastry Maker	274	8	282
Plasterer Grade II	219	0	219
Plumber	123	0	123
Plumber Grade I	119	0	119
Plumber Grade II	56	0	56
Poultry Farm Worker	74	0	74
Poultry Farm Worker Grade II	69	0	69
Priest	86	2	88
Religious And Social Worker	11	56	67
Scaffolder Grade II	61	0	61
Sewing Machine Operator	1415	348	1,763
Shelf Workers	124	0	124
Skilled Brick Layer Grade II	55	0	55
Skilled Mason	140	0	140
Skilled Worker Grade II	78	0	78
Specialist Shutter Hand Grade I	90	0	90
Spinner	347	3	350
Spinning Machine Operator	319	0	319
Steel Fixer	147	1	148
Steel Fixer Grade I	165	0	165
Steel Fixer Grade II	687	0	687
Supervisor	75	5	80
Tile Setter Grade II	54	0	54
Tiles Layer Grade II	56	0	56
Unskilled Worker	279	0	279
Unskilled Worker Grade II	71	0	71
Upholsterer	82	2	84
"Volontaire International En Entreprise (Vie)"	33	27	60
Weaving Machine Operator	110	0	110
Welder	108	0	108
Welder Grade I	82	0	82
Welder Grade II	198	0	198
<i>Others</i>	<i>8943</i>	<i>573</i>	<i>9,516</i>
Total	37784	4914	42,698

Table 37 - Number of valid work permits and certificates of exemption by industrial group, country of origin & sex, as at end of April 2024

Industrial Group	Country Name	Valid Work Permits			Certificates of Exemption			Grand Total		
		Male	Female	Total	Male	Female	Total	Male	Female	Total
Agriculture, Forestry And Fishing	Bangladesh	336	0	336	0	0	0	336	0	336
	Belgium	0	1	1	0	0	0	0	1	1
	Ethiopia	1	0	1	0	0	0	1	0	1
	Germany	0	0	0	1	0	1	1	0	1
	Ghana	2	0	2	0	0	0	2	0	2
	India	435	1	436	2	0	2	437	1	438
	Indonesia	0	0	0	39	0	39	39	0	39
	Kenya	30	0	30	0	0	0	30	0	30
	Madagascar	252	8	260	205	0	205	457	8	465
	Nepal	267	0	267	0	0	0	267	0	267
	South Africa	0	0	0	7	0	7	7	0	7
	Sri Lanka	0	0	0	15	0	15	15	0	15
	Taiwan	2	0	2	2	0	2	4	0	4
	Sub Total	1325	10	1335	271	0	271	1596	10	1606
Mining And Quarrying	Bangladesh	7	0	7	0	0	0	7	0	7
	Madagascar	2	0	2	0	0	0	2	0	2
	Sub Total	9	0	9	0	0	0	9	0	9
Manufacturing	Bangladesh	6855	2190	9045	0	0	0	6855	2190	9045
	Burkina Faso	1	0	1	0	0	0	1	0	1
	China	13	7	20	0	0	0	13	7	20
	France	0	0	0	1	0	1	1	0	1
	Germany	0	1	1	0	0	0	0	1	1
	Honduras	0	1	1	0	0	0	0	1	1
	India	5613	182	5795	0	0	0	5613	182	5795
	Iran	1	0	1	0	0	0	1	0	1
	Italy	0	2	2	0	0	0	0	2	2
	Ivory Coast	4	0	4	0	0	0	4	0	4
	Kenya	39	252	291	0	0	0	39	252	291
	Laos	0	1	1	0	0	0	0	1	1
	Madagascar	2938	986	3924	0	0	0	2938	986	3924
	Morocco	0	2	2	0	0	0	0	2	2
	Mozambique	3	0	3	0	0	0	3	0	3
	Nauru	1	0	1	0	0	0	1	0	1
	Nepal	1224	67	1291	0	0	0	1224	67	1291
	Netherlands	1	0	1	0	0	0	1	0	1
	Nigeria	1	0	1	0	0	0	1	0	1
	Pakistan	0	1	1	0	0	0	0	1	1
	Philippines	1	1	2	0	0	0	1	1	2
	South Africa	1	0	1	0	0	0	1	0	1
	Sri Lanka	360	317	677	0	0	0	360	317	677
	Tanzania	1	0	1	0	0	0	1	0	1
	Zimbabwe	7	0	7	0	0	0	7	0	7
	Sub Total	17064	4010	21074	1	0	1	17065	4010	21075
Electricity, Gas And Water Supply	Bangladesh	5	0	5	0	0	0	5	0	5
	Sub Total	5	0	5	0	0	0	5	0	5
Construction	Australia	0	0	0	1	0	1	1	0	1
	Bangladesh	735	1	736	112	0	112	847	1	848
	Cape Verde Islands	4	0	4	0	0	0	4	0	4
	China	101	9	110	37	0	37	138	9	147
	Colombia	1	0	1	0	0	0	1	0	1
	Comoro Islands	0	1	1	0	0	0	0	1	1
	France	1	0	1	1	1	2	2	1	3
	Ghana	4	0	4	14	0	14	18	0	18
	Guinea-Bissau	13	0	13	0	0	0	13	0	13
	India	4359	4	4363	4039	2	4041	8398	6	8404
	Indonesia	0	1	1	0	0	0	0	1	1
	Madagascar	261	1	262	55	0	55	316	1	317
	Mozambique	70	0	70	0	0	0	70	0	70
	Namibia	1	0	1	0	0	0	1	0	1
	Nepal	1533	1	1534	3121	0	3121	4654	1	4655
	Nicaragua	1	0	1	0	0	0	1	0	1
	Nigeria	2	0	2	0	0	0	2	0	2
	Senegal	1	0	1	0	0	0	1	0	1
	South Africa	2	0	2	0	0	0	2	0	2
	Sri Lanka	2	0	2	0	0	0	2	0	2
	Sub Total	7091	18	7109	7380	3	7383	14471	21	14492
Wholesale And Retail Trade, Repair Of Motor Vehicles, Motorcycles And Personal And Household Goods	Bangladesh	802	3	805	0	0	0	802	3	805
	Cameroon	0	1	1	0	0	0	0	1	1
	China	3	0	3	0	0	0	3	0	3
	France	2	0	2	0	0	0	2	0	2
	Germany	1	0	1	0	0	0	1	0	1
	Ghana	1	0	1	0	0	0	1	0	1
	India	444	5	449	0	0	0	444	5	449

Table 37 (Cont'd) - Number of valid work permits and certificates of exemption by industrial group, country of origin & sex, as at end of April 2024

Industrial Group	Country Name	Valid Work Permits			Certificates of Exemption			Grand Total		
		Male	Female	Total	Male	Female	Total	Male	Female	Total
Wholesale And Retail Trade, Repair Of Motor Vehicles, Motorcycles And Personal And Household Goods (Cont'd)	Indonesia	9	0	9	0	0	0	9	0	9
	Iran	1	0	1	0	0	0	1	0	1
	Italy	1	0	1	0	0	0	1	0	1
	Kenya	5	0	5	0	0	0	5	0	5
	Madagascar	245	33	278	0	0	0	245	33	278
	Morocco	0	1	1	0	0	0	0	1	1
	Nepal	658	1	659	0	0	0	658	1	659
	Nigeria	2	0	2	0	0	0	2	0	2
	Pakistan	1	1	2	0	0	0	1	1	2
	Philippines	0	1	1	0	0	0	0	1	1
	Singapore	0	1	1	0	0	0	0	1	1
	South Africa	2	1	3	0	0	0	2	1	3
	Spain	1	0	1	0	0	0	1	0	1
	Yemen	1	0	1	0	0	0	1	0	1
	Sub Total	2179	48	2227	0	0	0	2179	48	2227
Transport, Storage And Communications	Bangladesh	26	0	26	0	0	0	26	0	26
	Belgium	1	0	1	0	0	0	1	0	1
	China	1	0	1	0	0	0	1	0	1
	Djibouti	0	1	1	0	0	0	0	1	1
	France	0	1	1	0	0	0	0	1	1
	India	49	0	49	0	0	0	49	0	49
	Indonesia	0	0	0	2	0	2	2	0	2
	Korea	1	0	1	0	0	0	1	0	1
	Madagascar	127	116	243	0	0	0	127	116	243
	Nepal	30	0	30	0	0	0	30	0	30
	Slovenia	1	0	1	0	0	0	1	0	1
	South Korea	1	0	1	0	0	0	1	0	1
	Sub Total	237	118	355	2	0	2	239	118	357
Hotels And Restaurants	Algeria	0	1	1	0	0	0	0	1	1
	Bangladesh	77	0	77	0	0	0	77	0	77
	Belgium	1	0	1	0	0	0	1	0	1
	China	9	0	9	0	0	0	9	0	9
	France	1	0	1	0	1	1	1	1	2
	Germany	0	1	1	0	0	0	0	1	1
	Hong Kong	1	0	1	0	0	0	1	0	1
	India	325	5	330	0	0	0	325	5	330
	Indonesia	0	3	3	0	0	0	0	3	3
	Madagascar	43	14	57	0	0	0	43	14	57
	Malaysia	0	1	1	0	0	0	0	1	1
	Morocco	1	0	1	0	0	0	1	0	1
	Nepal	146	7	153	0	0	0	146	7	153
	Nigeria	1	0	1	0	0	0	1	0	1
	Pakistan	1	0	1	0	0	0	1	0	1
	Philippines	2	2	4	0	0	0	2	2	4
	Russia	0	1	1	0	0	0	0	1	1
	Senegal	3	0	3	0	0	0	3	0	3
	South Africa	5	2	7	0	0	0	5	2	7
	Sri Lanka	5	0	5	0	0	0	5	0	5
	Thailand	1	3	4	0	0	0	1	3	4
	Tunisia	1	1	2	0	0	0	1	1	2
	Vietnam	1	1	2	0	0	0	1	1	2
	Zimbabwe	25	1	26	0	0	0	25	1	26
	Sub Total	649	43	692	0	1	1	649	44	693
Information Technology	Bangladesh	6	0	6	0	0	0	6	0	6
	France	6	3	9	0	0	0	6	3	9
	Germany	1	0	1	0	0	0	1	0	1
	India	5	2	7	0	0	0	5	2	7
	Madagascar	2	1	3	0	0	0	2	1	3
	Morocco	2	0	2	0	0	0	2	0	2
	Philippines	0	1	1	0	0	0	0	1	1
	Reunion Island	1	0	1	0	0	0	1	0	1
	Sri Lanka	1	0	1	0	0	0	1	0	1
	Tanzania	1	0	1	0	0	0	1	0	1
	Tunisia	0	1	1	0	0	0	0	1	1
	United Kingdom	1	0	1	0	0	0	1	0	1
	Sub Total	26	8	34	0	0	0	26	8	34
Financial Intermediation	Botswana	0	0	0	0	1	1	0	1	1
	Burundi	0	0	0	0	2	2	0	2	2
	Canada	0	0	0	0	1	1	0	1	1
	Djibouti	0	0	0	0	1	1	0	1	1
	Ethiopia	0	0	0	1	1	2	1	1	2
	France	0	0	0	2	4	6	2	4	6
	India	26	5	31	0	0	0	26	5	31
	Kenya	0	0	0	1	0	1	1	0	1
	Madagascar	0	1	1	4	0	4	4	1	5
	Malawi	0	0	0	1	0	1	1	0	1

Table 37 (Cont'd) - Number of valid work permits and certificates of exemption by industrial group, country of origin & sex, as at end of April 2024

Industrial Group	Country Name	Valid Work Permits			Certificates of Exemption			Grand Total		
		Male	Female	Total	Male	Female	Total	Male	Female	Total
Financial Intermediation (Cont'd)	Mozambique	0	0	0	1	1	2	1	1	2
	Oman	1	0	1	0	0	0	1	0	1
	Rwanda	0	0	0	0	3	3	0	3	3
	South Africa	0	0	0	0	1	1	0	1	1
	Sri Lanka	2	0	2	0	0	0	2	0	2
	United States Of America	0	0	0	2	0	2	2	0	2
	Zimbabwe	0	0	0	1	0	1	1	0	1
	Sub Total	29	6	35	13	15	28	42	21	63
Real Estate, Renting And Activities	Bangladesh	97	1	98	0	0	0	97	1	98
	Belgium	0	2	2	0	0	0	0	2	2
	Cameroon	0	1	1	0	0	0	0	1	1
	China	2	1	3	0	0	0	2	1	3
	France	3	3	6	0	0	0	3	3	6
	Germany	1	0	1	0	0	0	1	0	1
	Ghana	1	0	1	0	0	0	1	0	1
	India	65	2	67	0	0	0	65	2	67
	Madagascar	17	4	21	0	0	0	17	4	21
	Malawi	0	1	1	0	0	0	0	1	1
	Pakistan	2	0	2	0	0	0	2	0	2
	South Africa	2	3	5	0	0	0	2	3	5
	Sri Lanka	1	0	1	0	0	0	1	0	1
	Sub Total	191	18	209	0	0	0	191	18	209
Professional, Scientific and Technical Activities	India	12	0	12	0	0	0	12	0	12
	Madagascar	2	0	2	0	0	0	2	0	2
	South Africa	1	0	1	0	0	0	1	0	1
	Sub Total	15	0	15	0	0	0	15	0	15
Administrative and Support	Bangladesh	16	0	16	0	0	0	16	0	16
	Ghana	0	1	1	0	0	0	0	1	1
	India	53	1	54	0	0	0	53	1	54
	Madagascar	70	91	161	0	0	0	70	91	161
	Nepal	95	0	95	0	0	0	95	0	95
	Sri Lanka	3	0	3	0	0	0	3	0	3
	Tanzania	0	1	1	0	0	0	0	1	1
	Sub Total	237	94	331	0	0	0	237	94	331
Public Administration And Defence; Compulsory Social Security	China	0	0	0	4	35	39	4	35	39
	Croates	0	0	0	1	0	1	1	0	1
	Cuba	0	0	0	1	0	1	1	0	1
	Egypt	0	0	0	2	0	2	2	0	2
	El Salvador	0	0	0	1	0	1	1	0	1
	France	0	3	3	22	15	37	22	18	40
	Ghana	0	0	0	2	0	2	2	0	2
	India	3	0	3	59	0	59	62	0	62
	Indonesia	0	0	0	8	0	8	8	0	8
	Italy	0	0	0	1	0	1	1	0	1
	Japan	0	0	0	3	1	4	3	1	4
	Korea	0	0	0	1	0	1	1	0	1
	Malawi	0	0	0	2	0	2	2	0	2
	Mozambique	0	0	0	1	0	1	1	0	1
	Namibia	0	0	0	1	0	1	1	0	1
	Nepal	0	0	0	27	0	27	27	0	27
	Netherlands	0	0	0	1	0	1	1	0	1
	Romania	0	0	0	1	0	1	1	0	1
	South Africa	0	0	0	1	0	1	1	0	1
	Tanzania	0	0	0	4	0	4	4	0	4
	United Kingdom	0	0	0	3	1	4	3	1	4
	United States Of America	0	0	0	0	1	1	0	1	1
	Zimbabwe	0	0	0	1	0	1	1	0	1
	Sub Total	3	3	6	147	53	200	150	56	206
Education	Australia	0	1	1	1	0	1	1	1	2
	Bangladesh	1	0	1	0	0	0	1	0	1
	Canada	0	0	0	0	1	1	0	1	1
	China	0	1	1	2	2	4	2	3	5
	Czech Republic	0	0	0	1	0	1	1	0	1
	Ethiopia	0	0	0	1	0	1	1	0	1
	France	0	1	1	31	39	70	31	40	71
	Iceland	0	1	1	0	0	0	0	1	1
	India	11	4	15	2	2	4	13	6	19
	Iran	0	1	1	0	0	0	0	1	1
	Japan	0	0	0	1	0	1	1	0	1
	Nepal	1	1	2	0	0	0	1	1	2
	Pakistan	1	0	1	0	0	0	1	0	1
	Reunion Island	0	0	0	0	1	1	0	1	1
	South Africa	0	3	3	1	0	1	1	3	4

Table 37 (Cont'd) - Number of valid work permits and certificates of exemption by industrial group, country of origin & sex, as at end of April 2024

Industrial Group	Country Name	Valid Work Permits			Certificates of Exemption			Grand Total		
		Male	Female	Total	Male	Female	Total	Male	Female	Total
Education (Cont'd)	United Kingdom	0	0	0	1	0	1	1	0	1
	United States Of									
	America	0	0	0	2	0	2	2	0	2
	Sub Total	14	13	27	43	45	88	57	58	115
Health And Social Work	Bangladesh	1	0	1	0	0	0	1	0	1
	China	1	1	2	0	0	0	1	1	2
	Comoros	1	0	1	0	0	0	1	0	1
	France	0	1	1	0	0	0	0	1	1
	India	94	79	173	1	0	1	95	79	174
	Indonesia	0	1	1	0	0	0	0	1	1
	Madagascar	15	15	30	0	0	0	15	15	30
	Nigeria	0	1	1	0	0	0	0	1	1
	Pakistan	1	0	1	0	0	0	1	0	1
	Philippines	2	3	5	0	0	0	2	3	5
	United States Of									
	America	1	0	1	0	0	0	1	0	1
	Sub Total	116	101	217	1	0	1	117	101	218
	Other Community, Social And Personal Service	Australia	2	1	3	0	1	1	2	2
Bangladesh		41	2	43	1	0	1	42	2	44
Belgium		0	1	1	0	0	0	0	1	1
Bhutan		0	1	1	0	0	0	0	1	1
Brazil		3	0	3	0	0	0	3	0	3
Burkina Faso		2	0	2	0	0	0	2	0	2
Burundi		0	0	0	1	0	1	1	0	1
Cameroon		6	0	6	0	0	0	6	0	6
Canada		0	3	3	0	0	0	0	3	3
Chile		1	0	1	0	0	0	1	0	1
Congo		5	2	7	0	0	0	5	2	7
Cuba		2	1	3	0	0	0	2	1	3
Egypt		2	0	2	0	0	0	2	0	2
Ethiopia		1	0	1	1	0	1	2	0	2
France		17	9	26	7	4	11	24	13	37
Gambia		0	0	0	1	0	1	1	0	1
Germany		0	0	0	1	0	1	1	0	1
Ghana		1	0	1	0	0	0	1	0	1
Guinea-Bissau		4	0	4	0	0	0	4	0	4
Hungary		0	1	1	0	0	0	0	1	1
India		330	17	347	2	0	2	332	17	349
Indonesia		0	18	18	2	1	3	2	19	21
Ireland		1	1	2	0	0	0	1	1	2
Italy		3	2	5	0	0	0	3	2	5
Ivory Coast		8	0	8	0	0	0	8	0	8
Kenya		4	0	4	1	2	3	5	2	7
Korea		1	0	1	0	0	0	1	0	1
Lithuania		0	1	1	0	0	0	0	1	1
Madagascar		79	38	117	1	0	1	80	38	118
Malaysia		1	1	2	0	0	0	1	1	2
Nepal		4	2	6	0	0	0	4	2	6
Nigeria		4	0	4	0	0	0	4	0	4
Pakistan		11	0	11	0	0	0	11	0	11
Philippines		1	1	2	0	0	0	1	1	2
Poland		3	0	3	0	0	0	3	0	3
Rwanda		0	0	0	1	0	1	1	0	1
Serbia		0	0	0	1	0	1	1	0	1
Seychelles		1	2	3	0	0	0	1	2	3
Slovakia		0	1	1	0	0	0	0	1	1
South Africa		6	2	8	0	1	1	6	3	9
Sri Lanka		1	0	1	0	0	0	1	0	1
Tanzania		1	0	1	1	0	1	2	0	2
Uganda		0	2	2	3	1	4	3	3	6
United Kingdom		3	0	3	0	0	0	3	0	3
United States Of										
America		0	1	1	1	0	1	1	1	2
Zimbabwe	0	1	1	0	0	0	0	1	1	
Sub Total	549	111	660	25	10	35	574	121	695	
Private Households With Employed Persons	Algeria	1	1	2	0	0	0	1	1	2
	Australia	0	1	1	0	0	0	0	1	1
	Bangladesh	31	12	43	0	0	0	31	12	43
	Cameroon	0	1	1	0	0	0	0	1	1
	Ghana	0	1	1	0	0	0	0	1	1
	India	32	25	57	0	1	1	32	26	58
	Indonesia	0	1	1	0	0	0	0	1	1
	Ivory Coast	0	1	1	0	0	0	0	1	1
	Kenya	1	2	3	0	0	0	1	2	3
	Madagascar	54	81	135	0	0	0	54	81	135
	Mozambique	0	1	1	0	0	0	0	1	1
	Nepal	12	7	19	0	0	0	12	7	19
	Philippines	0	9	9	0	0	0	0	9	9

Table 37 (Cont'd) - Number of valid work permits and certificates of exemption by industrial group, country of origin & sex, as at end of April 2024

Industrial Group	Country Name	Valid Work Permits			Certificates of Exemption			Grand Total		
		Male	Female	Total	Male	Female	Total	Male	Female	Total
Private Households With Employed Persons (Cont'd)	Russia	0	1	1	0	0	0	0	1	1
	Sri Lanka	1	3	4	0	0	0	1	3	4
	Uganda	0	1	1	0	0	0	0	1	1
	Zambia	0	1	1	0	0	0	0	1	1
	Zimbabwe	0	3	3	0	0	0	0	3	3
	Sub Total	132	152	284	0	1	1	132	153	285
Extra-Territorial Organisations And Bodies	Belgium	0	0	0	1	0	1	1	0	1
	Botswana	0	0	0	1	0	1	1	0	1
	Canada	0	0	0	0	2	2	0	2	2
	China	0	0	0	0	1	1	0	1	1
	France	0	0	0	18	24	42	18	24	42
	India	0	0	0	2	0	2	2	0	2
	Indonesia	0	0	0	0	1	1	0	1	1
	Japan	0	0	0	2	1	3	2	1	3
	Russia	0	0	0	4	0	4	4	0	4
	Rwanda	0	0	0	0	1	1	0	1	1
	Seychelles	0	0	0	1	0	1	1	0	1
	South Africa	0	0	0	0	2	2	0	2	2
	Swaziland	0	0	0	0	1	1	0	1	1
	United States Of America	0	0	0	1	0	1	1	0	1
	Sub Total	0	0	0	30	33	63	30	33	63
Total		29871	4753	34624	7913	161	8074	37784	4914	42698

Table 38 - Number of valid work permits and certificates of exemption by industrial group, occupation & sex, as at end of April 2024

Industrial Group	Occupation	Valid Work Permits			Certificates of Exemption			Grand Total		
		Male	Female	Both sexes	Male	Female	Both sexes	Male	Female	Both sexes
Agriculture, Forestry and Fishing	Agriculteur Hydroponique	4	0	4	0	0	0	4	0	4
	Agricultural Labourer	36	0	36	0	0	0	36	0	36
	Agricultural Supervisor	8	0	8	0	0	0	8	0	8
	Agricultural Worker Grade I	2	0	2	0	0	0	2	0	2
	Agriculture Officers	4	0	4	0	0	0	4	0	4
	Aide Soignant (Garde Malade)	1	1	2	0	0	0	1	1	2
	Aluminium Fabricator Grade I	1	0	1	0	0	0	1	0	1
	Animal Behaviour Coordinator	1	0	1	0	0	0	1	0	1
	Animal Carer	2	0	2	0	0	0	2	0	2
	Bending Harvesting And Culture Operator	3	0	3	0	0	0	3	0	3
	Bio - Farmer	12	0	12	0	0	0	12	0	12
	Breeding Of Animals	2	0	2	0	0	0	2	0	2
	Breeds Animal Care Operator	2	0	2	0	0	0	2	0	2
	Budder Operator	9	0	9	0	0	0	9	0	9
	Captain	0	0	0	13	0	13	13	0	13
	Carer	2	0	2	0	0	0	2	0	2
	Channel Profile Extrusion Line Operator	3	0	3	0	0	0	3	0	3
	Chicken Cleansing And Cutting Machine Operator	4	1	5	0	0	0	4	1	5
	Chicken Farmer	1	0	1	0	0	0	1	0	1
	Chief Engineer	0	0	0	1	0	1	1	0	1
	Cold Room Technician	1	0	1	0	0	0	1	0	1
	Conseiller Commercial	1	0	1	0	0	0	1	0	1
	Cook	0	0	0	1	0	1	1	0	1
	Crew Member	0	0	0	22	0	22	22	0	22
	Deckhand	0	0	0	2	0	2	2	0	2
	Deep Sea Fisherman	0	0	0	12	0	12	12	0	12
	Diver	3	0	3	0	0	0	3	0	3
	Domestic Worker / Carer	0	1	1	0	0	0	0	1	1
	Electrician	0	0	0	1	0	1	1	0	1
	Factory Attendant	74	0	74	0	0	0	74	0	74
	Factory Attendant Grade II	5	0	5	0	0	0	5	0	5
	Factory Operator	4	0	4	0	0	0	4	0	4
	Factory Worker	3	0	3	0	0	0	3	0	3
	Farm Employee (Grade II)	8	0	8	0	0	0	8	0	8
	Farm Field Worker	3	0	3	0	0	0	3	0	3
	Farm Skilled Livestock Worker	3	0	3	0	0	0	3	0	3
	Farm Skilled Worker	43	0	43	0	0	0	43	0	43
	Farm Skilled Worker Grade II	3	0	3	0	0	0	3	0	3
	Farm Worker	20	0	20	0	0	0	20	0	20
	Farm Worker Grade 2	12	0	12	0	0	0	12	0	12
	Feeder	2	0	2	0	0	0	2	0	2
	Fertigation Operator	2	0	2	0	0	0	2	0	2
	Fertiliser Machine Operator	25	0	25	0	0	0	25	0	25
	Fertilizer And Irrigation Officer	5	0	5	0	0	0	5	0	5
	Field Crop Farm Labourer, General, Unskilled	1	0	1	0	0	0	1	0	1
	Field Crop Labourer	20	0	20	0	0	0	20	0	20
	Field Crop Worker Grade 1 (Nursery Worker)	3	0	3	0	0	0	3	0	3
	Field Labourer	196	2	198	0	0	0	196	2	198
	Field Labourer (Hydroponic - Grade 2)	4	0	4	0	0	0	4	0	4
	Field Labourer (Hydroponic)	5	0	5	0	0	0	5	0	5
	Field Labourer Grade 1	5	0	5	0	0	0	5	0	5
	Field Labourer Grade II	17	0	17	0	0	0	17	0	17
	Fish Cleaner	4	0	4	0	0	0	4	0	4
	Fish Packer	4	0	4	0	0	0	4	0	4
	Fisherman	0	0	0	127	0	127	127	0	127
	Fishermen/Frigo Boy	0	0	0	2	0	2	2	0	2
	Food Processing Operator	4	0	4	0	0	0	4	0	4
	Frigo Boy	18	0	18	4	0	4	22	0	22
	Garden And Horticultural Labourer	3	0	3	0	0	0	3	0	3
	Green House & Budding Technician	5	0	5	0	0	0	5	0	5
	Green House And Budding Operator	44	0	44	0	0	0	44	0	44
	Green House Operator	49	0	49	0	0	0	49	0	49
	Green House Operator Grade 1	4	0	4	0	0	0	4	0	4
	Green House Operator Grade II	11	0	11	0	0	0	11	0	11
	Green House Technician	9	0	9	0	0	0	9	0	9
	Green House Technician - Grade I	4	0	4	0	0	0	4	0	4
	Green House Worker	38	0	38	0	0	0	38	0	38
	Greenhouse Worker, Grade 2	4	0	4	0	0	0	4	0	4
	Harvesting Officer	5	0	5	0	0	0	5	0	5
	Horticultural Technician	2	0	2	0	0	0	2	0	2
	Horticultural Technician Grade II	2	0	2	0	0	0	2	0	2
	Horticulture Technician	3	0	3	0	0	0	3	0	3
	Horticulturist	7	0	7	0	0	0	7	0	7
	Horticulturist Technician Grade II	2	0	2	0	0	0	2	0	2
	Hydroponic Farmer	2	0	2	0	0	0	2	0	2
	Hydroponic Technician	7	0	7	0	0	0	7	0	7
	Hydroponic Technician Grade II	4	0	4	0	0	0	4	0	4
	Hydroponic Unit Operator/Hydroponic Technician	2	0	2	0	0	0	2	0	2
	Labourer	40	0	40	0	0	0	40	0	40

Table 38 (Cont'd) - Number of valid work permits and certificates of exemption by industrial group, occupation & sex, as at end of April 2024

Industrial Group	Occupation	Valid Work Permits			Certificates of Exemption			Grand Total		
		Male	Female	Both sexes	Male	Female	Both sexes	Male	Female	Both sexes
Agriculture, Forestry and Fishing (cont'd)	Labourer (Field Labourer Grade I)	27	0	27	0	0	0	27	0	27
	Landscaper	16	0	16	0	0	0	16	0	16
	Livestock Farm Worker Grade II	2	0	2	0	0	0	2	0	2
	Livestock Worker	5	0	5	0	0	0	5	0	5
	Machine Operator	2	0	2	0	0	0	2	0	2
	Maid	2	1	3	0	0	0	2	1	3
	Marine Mechanic	0	0	0	1	0	1	1	0	1
	Marquetry Inlayer	2	0	2	0	0	0	2	0	2
	Mechanic	2	0	2	4	0	4	6	0	6
	Mechanic Seaman	0	0	0	1	0	1	1	0	1
	Mixed Crop Grower	3	0	3	0	0	0	3	0	3
	Motorman	0	0	0	2	0	2	2	0	2
	Nursery Fertilization Operator	2	0	2	0	0	0	2	0	2
	Ouvrier	1	0	1	0	0	0	1	0	1
	Packer	2	0	2	0	0	0	2	0	2
	Packer, Hand	1	0	1	0	0	0	1	0	1
	Packer, Hand Grade I	1	0	1	0	0	0	1	0	1
	Packing And Labelling Operator	4	0	4	0	0	0	4	0	4
	Packing Machine Operator	1	0	1	0	0	0	1	0	1
	Packing Supervisor	1	0	1	0	0	0	1	0	1
	Plant Operator	1	0	1	0	0	0	1	0	1
	Plucker	4	0	4	0	0	0	4	0	4
	Post Harvesting Supervisor	1	0	1	0	0	0	1	0	1
	Poultry Factory Worker	19	0	19	0	0	0	19	0	19
	Poultry Farm Worker	76	0	76	0	0	0	76	0	76
	Poultry Farm Worker Grade 1	9	0	9	0	0	0	9	0	9
	Poultry Farm Worker Grade 2	62	0	62	0	0	0	62	0	62
	Poultry Farmer	8	0	8	0	0	0	8	0	8
	Poultry Farmer- Grade II	11	0	11	0	0	0	11	0	11
	Sailor	0	0	0	2	0	2	2	0	2
	Seaman	0	0	0	61	0	61	61	0	61
	Senior Manager	1	0	1	0	0	0	1	0	1
	Sheltered Farming Scheme Workers	1	0	1	0	0	0	1	0	1
	Sheltered Farming Scheme Workers Grade II	2	0	2	0	0	0	2	0	2
	Skilled Farm Worker	49	0	49	0	0	0	49	0	49
	Skilled Gardener Hydroponic	6	0	6	0	0	0	6	0	6
	Skilled Gardener Hydroponic Grade 1	2	0	2	0	0	0	2	0	2
	Skilled Hydroponic Worker	3	0	3	0	0	0	3	0	3
	Skilled Hydroponic Worker Grade II	1	0	1	0	0	0	1	0	1
	Skilled Livestock Worker Grade I	2	0	2	0	0	0	2	0	2
	Skilled Machine Operator	2	0	2	0	0	0	2	0	2
	Skilled Nursery Worker	3	0	3	0	0	0	3	0	3
	Skipper	0	0	0	15	0	15	15	0	15
	Slaughterhouse Worker	3	0	3	0	0	0	3	0	3
	Sugar Cane Field And Vegetable Workers	2	0	2	0	0	0	2	0	2
	Sugar Cane Field Labourer	75	0	75	0	0	0	75	0	75
	Sugarcane Cutter	12	0	12	0	0	0	12	0	12
	Sugarcane Farm Labourer	15	0	15	0	0	0	15	0	15
	Sugarcane Farm Labourer Grade 1	14	0	14	0	0	0	14	0	14
	Third Secretary	1	0	1	0	0	0	1	0	1
	Top Grafting Budder	3	0	3	0	0	0	3	0	3
	Travailleur De Ferme	1	1	2	0	0	0	1	1	2
	Travailleur De Ferme - Grade II	15	1	16	0	0	0	15	1	16
	Vanilla Planter	0	1	1	0	0	0	0	1	1
	Vegetable Farm Skilled Worker	2	0	2	0	0	0	2	0	2
	Vehicle Assistant	3	0	3	0	0	0	3	0	3
	Wild Animal Vet Nurse And Enrichment Coordinator	0	1	1	0	0	0	0	1	1
	Sub Total	1325	10	1335	271	0	271	1596	10	1606
Mining and Quarrying	Stone Crusher Machine Operator	7	0	7	0	0	0	7	0	7
	Stone Crusher Machine Operator Grade II	2	0	2	0	0	0	2	0	2
	Sub Total	9	0	9	0	0	0	9	0	9
Manufacturing	Ac Technician	5	0	5	0	0	0	5	0	5
	Acoustic And Dry Walling Installer Technician	2	0	2	0	0	0	2	0	2
	Aluminium Assembler	4	0	4	0	0	0	4	0	4
	Aluminium Assembler /Fixer	5	0	5	0	0	0	5	0	5
	Aluminium Assembler Grade II	5	0	5	0	0	0	5	0	5
	Aluminium Fixer/Assembler - Grade II	3	0	3	0	0	0	3	0	3
	Aluminium Fabricator	45	0	45	0	0	0	45	0	45
	Aluminium Fabricator (Grade 1)	51	0	51	0	0	0	51	0	51
	Aluminium Fabricator Grade II	10	0	10	0	0	0	10	0	10
	Aluminium Fabricator And Installer	15	0	15	0	0	0	15	0	15
	Aluminium Fabricator And Installer Grade 2	21	0	21	0	0	0	21	0	21
	Aluminium Frame Maker	1	0	1	0	0	0	1	0	1
	Aluminium Light Metal Operator	37	0	37	0	0	0	37	0	37
	Aluminium Light Metal Operator Grade 1	6	0	6	0	0	0	6	0	6
	Aluminium Operator	6	0	6	0	0	0	6	0	6

Table 38 (Cont'd) - Number of valid work permits and certificates of exemption by industrial group, occupation & sex, as at end of April 2024

Industrial Group	Occupation	Valid Work Permits			Certificates of Exemption			Grand Total		
		Male	Female	Both sexes	Male	Female	Both sexes	Male	Female	Both sexes
Manufacturing (cont'd)	Aluminium Operator Grade II	1	0	1	0	0	0	1	0	1
	Aluminium Water Operator	2	0	2	0	0	0	2	0	2
	Aluminium Worker	13	0	13	0	0	0	13	0	13
	Aluminium Worker - Grade I	44	0	44	0	0	0	44	0	44
	Antique Specialised Carpenter	1	0	1	0	0	0	1	0	1
	Arc Welder Grade II	2	0	2	0	0	0	2	0	2
	Argon Welder Grade III	1	0	1	0	0	0	1	0	1
	Artisan Machine Operator Grade II	2	0	2	0	0	0	2	0	2
	Assembler Grade I	3	0	3	0	0	0	3	0	3
	Assembler Grade 2	2	0	2	0	0	0	2	0	2
	Assembler Oven(Gas And Electric)	1	0	1	0	0	0	1	0	1
	Assembly Worker	2	0	2	0	0	0	2	0	2
	Assistant Grinding Mill Operator	2	0	2	0	0	0	2	0	2
	Assitant Cook	1	0	1	0	0	0	1	0	1
	Automatic Knitting Machine Operator	5	0	5	0	0	0	5	0	5
	Automobile Electrician Grade I	2	0	2	0	0	0	2	0	2
	Automobile Mechanic Gd I	3	0	3	0	0	0	3	0	3
	Automobile Mechanic Grade II	1	0	1	0	0	0	1	0	1
	Automobile Painter Grade I	2	0	2	0	0	0	2	0	2
	Automobile Painter Grade II	1	0	1	0	0	0	1	0	1
	Automotive Painter	1	0	1	0	0	0	1	0	1
	Bag Machine Operator	4	0	4	0	0	0	4	0	4
	Bakers	27	0	27	0	0	0	27	0	27
	Bakery Operator	709	3	712	0	0	0	709	3	712
	Bakery Operator (Industrial)	31	1	32	0	0	0	31	1	32
	Bakery Operator(Mechanised)	1	0	1	0	0	0	1	0	1
	Ball And Polishing Jeweller	1	0	1	0	0	0	1	0	1
	Barbender Grade 2	5	0	5	0	0	0	5	0	5
	Bariman	17	0	17	0	0	0	17	0	17
	Bariman Helper	5	0	5	0	0	0	5	0	5
	Bartack Machine Operator	2	0	2	0	0	0	2	0	2
	Bending Machine Operator Steel/Metal	19	0	19	0	0	0	19	0	19
	Binder Operator	4	0	4	0	0	0	4	0	4
	Biscuits Maker (Machine) Grade I	1	0	1	0	0	0	1	0	1
	Blacksmith	6	0	6	0	0	0	6	0	6
	Blacksmith Grade I	4	0	4	0	0	0	4	0	4
	Blade Operator Grade II	1	0	1	0	0	0	1	0	1
	Blending, Production & Quality Assurance Executive	1	0	1	0	0	0	1	0	1
	Blinds Assembler	1	0	1	0	0	0	1	0	1
	Blinds Assembler Grade II	1	0	1	0	0	0	1	0	1
	Blinds Maker	1	0	1	0	0	0	1	0	1
	Block And Paver Machine Operator	6	0	6	0	0	0	6	0	6
	Block Maker	3	0	3	0	0	0	3	0	3
	Boiler Operator	1	0	1	0	0	0	1	0	1
	Book Binder	5	0	5	0	0	0	5	0	5
	Brigadier	4	0	4	0	0	0	4	0	4
	Bulldozer Operator	1	0	1	0	0	0	1	0	1
	Cabinet Maker	211	0	211	0	0	0	211	0	211
	Cabinet Maker Grade I	51	0	51	0	0	0	51	0	51
	Cabinet Maker Grade II	260	0	260	0	0	0	260	0	260
	Cabinet Maker Superior Grade	1	0	1	0	0	0	1	0	1
	Carpenter	41	0	41	0	0	0	41	0	41
	Carpenter Grade I	37	0	37	0	0	0	37	0	37
	Carpenter Grade II	8	0	8	0	0	0	8	0	8
	Carpenter Grade III	5	0	5	0	0	0	5	0	5
	Carpenter Worker	6	0	6	0	0	0	6	0	6
	Carpenter Worker - Grade I	39	0	39	0	0	0	39	0	39
	Carpenter/Cabinet Maker	5	0	5	0	0	0	5	0	5
	Carpenter/Metal Worker	11	0	11	0	0	0	11	0	11
	Caster	1	0	1	0	0	0	1	0	1
	Cement Carver	2	0	2	0	0	0	2	0	2
	Cement Carver Grade II	1	0	1	0	0	0	1	0	1
	Chain Machine Operator	1	0	1	0	0	0	1	0	1
	Chain Machine Operator Grade I	1	0	1	0	0	0	1	0	1
	Chain Machine Technician Grade One	1	0	1	0	0	0	1	0	1
	Chef De Partie (Bakery)	4	0	4	0	0	0	4	0	4
	Chef De Partie (Pastry)	6	0	6	0	0	0	6	0	6
	Chemical And Physical Pusher	1	0	1	0	0	0	1	0	1
	Chicken Processing Operator	10	0	10	0	0	0	10	0	10
	Chicken Slaughterer Grade 2	5	0	5	0	0	0	5	0	5
	Chief Mechanic	1	0	1	0	0	0	1	0	1
	Cnc Milling & Lathe Machine Operator	1	0	1	0	0	0	1	0	1
	Cnc Milling And Lathe Machine Operator Grade II	3	0	3	0	0	0	3	0	3
	Coating And Addictive Technician	1	0	1	0	0	0	1	0	1
	Cook	14	4	18	0	0	0	14	4	18
	Cook In Hostel	2	0	2	0	0	0	2	0	2
	Cook, General	9	0	9	0	0	0	9	0	9
	Cooling Bed Operator	1	0	1	0	0	0	1	0	1
	Cooling Bed Tongsman	4	0	4	0	0	0	4	0	4
	Cordonnier (Shoemaker)	1	0	1	0	0	0	1	0	1
	Cordwainer	1	0	1	0	0	0	1	0	1

Table 38 (Cont'd) - Number of valid work permits and certificates of exemption by industrial group, occupation & sex, as at end of April 2024

Industrial Group	Occupation	Valid Work Permits			Certificates of Exemption			Grand Total		
		Male	Female	Both sexes	Male	Female	Both sexes	Male	Female	Both sexes
Manufacturing (cont'd)	Cosmetic Brush Maker	56	36	92	0	0	0	56	36	92
	'Coupeur De Poisson'	1	0	1	0	0	0	1	0	1
	Crane Operator	3	0	3	0	0	0	3	0	3
	Crane Operator (Ace)	3	0	3	0	0	0	3	0	3
	Crane Operator Grade I	1	0	1	0	0	0	1	0	1
	Crankshaft Grinding Machine Operator	1	0	1	0	0	0	1	0	1
	Crest/Trophy Maker	2	0	2	0	0	0	2	0	2
	Ctc Machine Operator	2	0	2	0	0	0	2	0	2
	Cut Off Saw Operator-Sawmill	2	0	2	0	0	0	2	0	2
	Cutter	6	0	6	0	0	0	6	0	6
	Cutting Machine Operator	6	0	6	0	0	0	6	0	6
	Cutting Master	2	0	2	0	0	0	2	0	2
	Cylinder Head Skimming Machine Operator	2	0	2	0	0	0	2	0	2
	Denim Merchandiser	0	2	2	0	0	0	0	2	2
	Denim Quality Assurance	3	0	3	0	0	0	3	0	3
	Denim Quality Assurance Controller	5	0	5	0	0	0	5	0	5
	Dental Laboratory Technician	1	0	1	0	0	0	1	0	1
	Dental Technician	1	0	1	0	0	0	1	0	1
	Dentist (Dental Doctor)	0	1	1	0	0	0	0	1	1
	Designer	1	1	2	0	0	0	1	1	2
	Diamond Setter	1	0	1	0	0	0	1	0	1
	Die Cast Technician	3	0	3	0	0	0	3	0	3
	Die-Cut Operator	1	0	1	0	0	0	1	0	1
	Director	2	0	2	0	0	0	2	0	2
	Discharge Handling Technician	8	0	8	0	0	0	8	0	8
	Double Needle Operator	3	15	18	0	0	0	3	15	18
	Drying Machine Operator	1	0	1	0	0	0	1	0	1
	Dyeing Machine Operator	19	0	19	0	0	0	19	0	19
	Dyeing Supervisor	1	0	1	0	0	0	1	0	1
	Dyeing Technician	1	0	1	0	0	0	1	0	1
	Dying Operator	2	0	2	0	0	0	2	0	2
	Ejector Technician	2	0	2	0	0	0	2	0	2
	Ejector Technician Grade I	1	0	1	0	0	0	1	0	1
	Electrical	3	0	3	0	0	0	3	0	3
	Electrical Assembler Grade 2	1	0	1	0	0	0	1	0	1
	Electrical Site Supervisor	2	0	2	0	0	0	2	0	2
	Electrical Technician	7	1	8	0	0	0	7	1	8
	Electrician	10	0	10	0	0	0	10	0	10
	Electrician Grade I	60	0	60	0	0	0	60	0	60
	Electrician Grade II	6	0	6	0	0	0	6	0	6
	Electrician, General	1	0	1	0	0	0	1	0	1
	Electrician, Traffic Light	1	0	1	0	0	0	1	0	1
	Electro Technician	2	0	2	0	0	0	2	0	2
	Electro Technicians Grade 1	7	0	7	0	0	0	7	0	7
	Electronic And Traffic Light Computer Operator (Technician)	1	0	1	0	0	0	1	0	1
	Electronic Machine Spinning Technician	1	0	1	0	0	0	1	0	1
	Electronic Technician	1	0	1	0	0	0	1	0	1
	Embroiderer	9	0	9	0	0	0	9	0	9
	Embroidery Machine Operator	8	0	8	0	0	0	8	0	8
	Embroidery Machine Technician	2	0	2	0	0	0	2	0	2
	Engraver, Enameller And Diamond Cutting Operator	1	0	1	0	0	0	1	0	1
	Extruder Machine Operator	4	0	4	0	0	0	4	0	4
	Extrusion Director	1	0	1	0	0	0	1	0	1
	Extrusion Machine Operator Grade II	2	0	2	0	0	0	2	0	2
	Extrusion Team Leader	5	0	5	0	0	0	5	0	5
	Extrusion Worker (Extruder)	2	0	2	0	0	0	2	0	2
	Factory Attendant	15	0	15	0	0	0	15	0	15
	Factory Operator	258	50	308	0	0	0	258	50	308
	Factory Operator Snack Maker	1	0	1	0	0	0	1	0	1
	Factory Operator, Meat Processing	3	0	3	0	0	0	3	0	3
	Factory Supervisor	1	0	1	0	0	0	1	0	1
	Factory Worker	2	0	2	0	0	0	2	0	2
	Feed Of The Arm Operator	0	6	6	0	0	0	0	6	6
	Fiber Worker Grade I	1	0	1	0	0	0	1	0	1
	Fibre Glass Operator	13	0	13	0	0	0	13	0	13
	Fibre Glass Worker	26	0	26	0	0	0	26	0	26
	Fibreglass And Plastic Worker	18	0	18	0	0	0	18	0	18
	Finishing Carpenter	3	0	3	0	0	0	3	0	3
	Finishing Machine Operator	3	0	3	0	0	0	3	0	3
	Finishing Operator	14	0	14	0	0	0	14	0	14
	Finishing Procedure Technician	1	0	1	0	0	0	1	0	1
	Fireman/Heating Technician	1	0	1	0	0	0	1	0	1
	Fish Cleaner	20	1219	1239	0	0	0	20	1219	1239
	Fish Cutter	672	2	674	0	0	0	672	2	674
	Fish Cutting And Packing Machine Operator	4	0	4	0	0	0	4	0	4
	Fish Processing Operator	42	0	42	0	0	0	42	0	42
	Fish Sorter	3	0	3	0	0	0	3	0	3
	Fitter / Turner Grade I	1	0	1	0	0	0	1	0	1
	Fitter Fabricator	1	0	1	0	0	0	1	0	1
	Fitter Grade I	1	0	1	0	0	0	1	0	1
	Fitter Grade II	3	0	3	0	0	0	3	0	3

Table 38 (Cont'd) - Number of valid work permits and certificates of exemption by industrial group, occupation & sex, as at end of April 2024

Industrial Group	Occupation	Valid Work Permits			Certificates of Exemption			Grand Total		
		Male	Female	Both sexes	Male	Female	Both sexes	Male	Female	Both sexes
Manufacturing (cont'd)	Fitter Helper	1	0	1	0	0	0	1	0	1
	Fitting Technician	4	0	4	0	0	0	4	0	4
	Fitting Technician Grade I	1	0	1	0	0	0	1	0	1
	Fixer Grade 2	7	0	7	0	0	0	7	0	7
	Flexo Graphic Printing Machine Operator	1	0	1	0	0	0	1	0	1
	Flexographic Printing Machine Operator Grade II	2	0	2	0	0	0	2	0	2
	Folding Machine Operator	2	0	2	0	0	0	2	0	2
	Folding Machine Operator, Machine Operator And Shop Decorator	1	0	1	0	0	0	1	0	1
	Food Processor	11	0	11	0	0	0	11	0	11
	Food Processing Operator	47	0	47	0	0	0	47	0	47
	Food Production Operator	5	0	5	0	0	0	5	0	5
	Food Products Processing Operator	12	0	12	0	0	0	12	0	12
	Foreman	1	0	1	0	0	0	1	0	1
	Forklift Driver	1	0	1	0	0	0	1	0	1
	Forklift Operator	6	0	6	0	0	0	6	0	6
	Frigorist	12	0	12	0	0	0	12	0	12
	Furnace Fireman	1	0	1	0	0	0	1	0	1
	Furnace Operator	1	0	1	0	0	0	1	0	1
	Furniture Assembler And Wood Carver - Grade I	1	0	1	0	0	0	1	0	1
	Furniture Assembler Grade I	1	0	1	0	0	0	1	0	1
	Furniture Fitter Assembler Grade I	1	0	1	0	0	0	1	0	1
	Furniture Maker	3	0	3	0	0	0	3	0	3
	Gas And Electric Welder	6	0	6	0	0	0	6	0	6
	Gas And Electric Welder Grade II	3	0	3	0	0	0	3	0	3
	Gas Cutter	20	0	20	0	0	0	20	0	20
	Gas Cutter Helper	6	0	6	0	0	0	6	0	6
	Gas Cutting Machine Operator	1	0	1	0	0	0	1	0	1
	Gas Cutting Technician Grade I	2	0	2	0	0	0	2	0	2
	Gas Welder	2	0	2	0	0	0	2	0	2
	Gas Welder Grade I	3	0	3	0	0	0	3	0	3
	Gemsetter	5	0	5	0	0	0	5	0	5
	Gem Setter Grade I	1	0	1	0	0	0	1	0	1
	General Electrician	3	0	3	0	0	0	3	0	3
	General Fitter	2	0	2	0	0	0	2	0	2
	General Gas And Electric Welder	4	0	4	0	0	0	4	0	4
	General Helper	3	0	3	0	0	0	3	0	3
	General Labourer	5	0	5	0	0	0	5	0	5
	General Manager	1	0	1	0	0	0	1	0	1
	General Plumber	1	0	1	0	0	0	1	0	1
	General Turner	1	0	1	0	0	0	1	0	1
	General Welder	1	0	1	0	0	0	1	0	1
	General Worker	0	1	1	0	0	0	0	1	1
	Glass Cutter	3	0	3	0	0	0	3	0	3
	Glass Cutter Grade I	10	0	10	0	0	0	10	0	10
	Goldsmith	7	1	8	0	0	0	7	1	8
	Granite Cutter And Polisher Grade II	4	0	4	0	0	0	4	0	4
	Granite Worker	3	0	3	0	0	0	3	0	3
	Grankshaft Grinding Machine Operator	1	0	1	0	0	0	1	0	1
	Graphic Designer	8	1	9	0	0	0	8	1	9
	Graphic Designer Grade II	3	0	3	0	0	0	3	0	3
	Grinding Machine Operator	9	0	9	0	0	0	9	0	9
	Grinding Mill Operator	5	0	5	0	0	0	5	0	5
	Grinding Mill Technician	3	0	3	0	0	0	3	0	3
	Grinding Spice Machine Operator	2	0	2	0	0	0	2	0	2
	Hammerman	3	0	3	0	0	0	3	0	3
	Handicrafter Grade II	2	0	2	0	0	0	2	0	2
	Handling Labour Aluminium Porter	2	0	2	0	0	0	2	0	2
	Head Supervisor	1	0	1	0	0	0	1	0	1
	Helper	6	0	6	0	0	0	6	0	6
	High Precision Mechanic	69	0	69	0	0	0	69	0	69
	Hookman	1	0	1	0	0	0	1	0	1
	Hvac Site Supervisor	1	0	1	0	0	0	1	0	1
	Hvac Technician	24	0	24	0	0	0	24	0	24
	Hvac Technician Grade 2	4	0	4	0	0	0	4	0	4
	Hvac Technician Grade I	3	0	3	0	0	0	3	0	3
	Hydraulic Guillotine Shear Operator	1	0	1	0	0	0	1	0	1
	Hydraulic Press Brake Operator	1	0	1	0	0	0	1	0	1
	Hydraulic Press Brake Operator Grade I	1	0	1	0	0	0	1	0	1
	Hydraulic Technician	1	0	1	0	0	0	1	0	1
	Indian Cook	1	0	1	0	0	0	1	0	1
	Indian Sweet Maker	2	0	2	0	0	0	2	0	2
	Industrial Bakery Operator	4	0	4	0	0	0	4	0	4
	Industrial Electrician	2	0	2	0	0	0	2	0	2
	Industrial Mechanic	3	0	3	0	0	0	3	0	3
	Injection Machine Operator	104	0	104	0	0	0	104	0	104
	Injection Moulding Machine Operator	8	0	8	0	0	0	8	0	8
	Inspection Machine Operator	35	0	35	0	0	0	35	0	35
	Invoicing / Administrative Clerk	1	0	1	0	0	0	1	0	1

Table 38 (Cont'd)- Number of valid work permits and certificates of exemption by industrial group, occupation & sex, as at end of April 2024

Industrial Group	Occupation	Valid Work Permits			Certificates of Exemption			Grand Total		
		Male	Female	Both sexes	Male	Female	Both sexes	Male	Female	Both sexes
Manufacturing (cont'd)	It Officer	1	0	1	0	0	0	1	0	1
	It Support	1	0	1	0	0	0	1	0	1
	Jewel Designer	1	0	1	0	0	0	1	0	1
	Jeweller	70	0	70	0	0	0	70	0	70
	Jeweller (Asiatic Style)	1	0	1	0	0	0	1	0	1
	Jeweller Designer	2	0	2	0	0	0	2	0	2
	Jeweller Grade I	1	0	1	0	0	0	1	0	1
	Jeweller Hand Maker	1	0	1	0	0	0	1	0	1
	Jeweller Maker	3	0	3	0	0	0	3	0	3
	Jewellery	1	0	1	0	0	0	1	0	1
	Kansai Waist Band Operator	0	6	6	0	0	0	0	6	6
	Kitchen Helper	2	0	2	0	0	0	2	0	2
	Knitter	41	1	42	0	0	0	41	1	42
	Knitting Machine Operator	55	0	55	0	0	0	55	0	55
	Knitting Machine Operator Grade I	1	0	1	0	0	0	1	0	1
	Knitting Machine Operator, Automatic Flat	1	0	1	0	0	0	1	0	1
	Knitting Machine Operator	15	0	15	0	0	0	15	0	15
	Laboratory Technician	2	0	2	0	0	0	2	0	2
	Laminating Machine Operator	1	0	1	0	0	0	1	0	1
	Lathe & Milling - Machine Operator	1	0	1	0	0	0	1	0	1
	Latte Machine Operator	1	0	1	0	0	0	1	0	1
	Laundry Machine Operator	48	0	48	0	0	0	48	0	48
	Leather Machine Operator	93	4	97	0	0	0	93	4	97
	Leather Machinist	2	0	2	0	0	0	2	0	2
	Light Metal Operator	10	0	10	0	0	0	10	0	10
	Line Borer	1	0	1	0	0	0	1	0	1
	Line Boring Machine Operator	2	0	2	0	0	0	2	0	2
	Line Boring/Engine Boring Machine Operator	2	0	2	0	0	0	2	0	2
	Linking Machine Operator	19	31	50	0	0	0	19	31	50
	Looper	1	0	1	0	0	0	1	0	1
	Looper/Knitting	1	1	2	0	0	0	1	1	2
	Looping Machine Operator	4	12	16	0	0	0	4	12	16
	Machine Operator	2774	379	3153	0	0	0	2774	379	3153
	Machine Operator Grade I	2	0	2	0	0	0	2	0	2
	Machine Operator - Grade 2	22	0	22	0	0	0	22	0	22
	Machine Operator, Beam Warping, Textile Weaving	1	0	1	0	0	0	1	0	1
	Machine Operator Biscuit Making	2	0	2	0	0	0	2	0	2
	Machine Operator Crest Maker	1	0	1	0	0	0	1	0	1
	Machine Operator, Embroidery	3	0	3	0	0	0	3	0	3
	Machine Operator Embroidery Grade III	1	0	1	0	0	0	1	0	1
	Machine Operator (Extruder)	4	0	4	0	0	0	4	0	4
	Machine Operator, Filling Detergents	1	0	1	0	0	0	1	0	1
	Machine Operator- Fish Processing	8	0	8	0	0	0	8	0	8
	Machine Operator Food Processor	5	0	5	0	0	0	5	0	5
	Machine Operator Footwear Production	1	0	1	0	0	0	1	0	1
	Machine Operator - Looper	1	0	1	0	0	0	1	0	1
	Machine Operator For Paints	4	0	4	0	0	0	4	0	4
	Machine Operator For Spices Processing	1	0	1	0	0	0	1	0	1
	Machine Operator Noodle Production	4	0	4	0	0	0	4	0	4
	Machine Operator Offset Printer	1	0	1	0	0	0	1	0	1
	Machine Operator Oven	3	0	3	0	0	0	3	0	3
	Machine Operator, Packaging	1	0	1	0	0	0	1	0	1
	Machine Operator, Paper Maker Grade II	7	0	7	0	0	0	7	0	7
	Machine Operator, Polisher	12	0	12	0	0	0	12	0	12
	Machine Operator, Printing	13	0	13	0	0	0	13	0	13
	Machine Operator, Printing, General	1	0	1	0	0	0	1	0	1
	Machine Operator Retreading Tyre	2	0	2	0	0	0	2	0	2
	Machine Operator (Roll Forming Machine)	3	0	3	0	0	0	3	0	3
	Machine Operator(Senior)	10	0	10	0	0	0	10	0	10
	Machine Operator, Sewing	204	36	240	0	0	0	204	36	240
	Machine Operator- Sewing Grade II	4	2	6	0	0	0	4	2	6
	Machine Operator Technician	1	0	1	0	0	0	1	0	1
	Machine Operator (Textile)	5461	1807	7268	0	0	0	5461	1807	7268
	Machine Operator Wafer Machines	3	0	3	0	0	0	3	0	3
	Machine Operator, Wire Products	12	0	12	0	0	0	12	0	12
	Machine Operator - Wood Products	19	0	19	0	0	0	19	0	19
	Machine Technician	2	0	2	0	0	0	2	0	2
	Machinist	34	0	34	0	0	0	34	0	34
	Machinist Grade I	2	0	2	0	0	0	2	0	2
	Magnet Operator	2	0	2	0	0	0	2	0	2
	Magnet Operator (Eot)	2	0	2	0	0	0	2	0	2
	Maid - Household Employee	1	0	1	0	0	0	1	0	1
	Maintenance Manager	1	0	1	0	0	0	1	0	1
	Maintenance Supervisor	1	0	1	0	0	0	1	0	1
	Maintenance Technician	5	0	5	0	0	0	5	0	5
	Manufacturer Of Jewellery	1	0	1	0	0	0	1	0	1
	Manufacturing And Packaging	1	0	1	0	0	0	1	0	1
	Manufacturing Paint Operator	3	0	3	0	0	0	3	0	3
	Mason	23	0	23	0	0	0	23	0	23
	Mason Grade II	3	0	3	0	0	0	3	0	3

Table 38 (Cont'd)- Number of valid work permits and certificates of exemption by industrial group, occupation & sex, as at end of April 2024

Industrial Group	Occupation	Valid Work Permits			Certificates of Exemption			Grand Total		
		Male	Female	Both sexes	Male	Female	Both sexes	Male	Female	Both sexes
Manufacturing (cont'd)	Mattress Maker Grade I	6	0	6	0	0	0	6	0	6
	Mattress Maker Grade II	2	0	2	0	0	0	2	0	2
	Meat Cutter	4	0	4	0	0	0	4	0	4
	Mechanic	5	0	5	0	0	0	5	0	5
	Mechanic Grade 2	1	0	1	0	0	0	1	0	1
	Mechanic Hybrid Technology Grade I	1	0	1	0	0	0	1	0	1
	Mechanic Motor Vehicles Grade II	1	0	1	0	0	0	1	0	1
	Mechanical And Technical Operator	4	0	4	0	0	0	4	0	4
	Mechanical Fitter	4	0	4	0	0	0	4	0	4
	Mechanical Manager	1	0	1	0	0	0	1	0	1
	Mechanical Operator Grade II	1	0	1	0	0	0	1	0	1
	Mechanical Precision Machine Operator	3	0	3	0	0	0	3	0	3
	Mechanical Pusher Technician	1	0	1	0	0	0	1	0	1
	Mechanical Technician	7	0	7	0	0	0	7	0	7
	Mechanical& Electrical Technician	1	0	1	0	0	0	1	0	1
	Mechanics - Motor Vehicles Grade I	1	0	1	0	0	0	1	0	1
	Melter	1	0	1	0	0	0	1	0	1
	Melting Foundry Worker	6	0	6	0	0	0	6	0	6
	Mender	3	2	5	0	0	0	3	2	5
	Mep Format 16 Hs Bending Machine Operator	1	0	1	0	0	0	1	0	1
	Mep Planet 22 Multi-Radius Machine Operator	1	0	1	0	0	0	1	0	1
	Metal Furnace Operator	1	0	1	0	0	0	1	0	1
	Metal Galvaniser	7	0	7	0	0	0	7	0	7
	Metal Welder	2	0	2	0	0	0	2	0	2
	Metal Worker	14	0	14	0	0	0	14	0	14
	Mig & Tig Welder Grade II	3	0	3	0	0	0	3	0	3
	Mig Welder	4	0	4	0	0	0	4	0	4
	Mig Welder & Gas Cutter Grade I	1	0	1	0	0	0	1	0	1
	Mill Fitter	5	0	5	0	0	0	5	0	5
	Mill Technical Fitter	7	0	7	0	0	0	7	0	7
	Milling Operator Grade II	1	0	1	0	0	0	1	0	1
	Mixer	6	0	6	0	0	0	6	0	6
	Mixing Machine Operator Gd II	1	0	1	0	0	0	1	0	1
	Motor Mechanic Grade II	1	0	1	0	0	0	1	0	1
	Motor Rewinder	3	0	3	0	0	0	3	0	3
	Motor Rewinder Grade I	1	0	1	0	0	0	1	0	1
	Mould Setter	4	0	4	0	0	0	4	0	4
	Mould Setter & Teamerman	1	0	1	0	0	0	1	0	1
	Moulding Machine Operator	2	0	2	0	0	0	2	0	2
	Night Shift Machine Operator	2	0	2	0	0	0	2	0	2
	Noodles Machine Operator	2	0	2	0	0	0	2	0	2
	Nursing Officer	2	3	5	0	0	0	2	3	5
	Office Administrator	0	1	1	0	0	0	0	1	1
	Offset Assistant Operator	1	0	1	0	0	0	1	0	1
	Offset Machine Operator	9	0	9	0	0	0	9	0	9
	Offset Printer	1	0	1	0	0	0	1	0	1
	Offset Printing Machine Operator	9	0	9	0	0	0	9	0	9
	Operateur De La Machine Polisseuse	9	0	9	0	0	0	9	0	9
	Operateur Machine	14	0	14	0	0	0	14	0	14
	Operateur Machine (Textile)	77	6	83	0	0	0	77	6	83
	Operateur Dusine (Shoemaker)	2	0	2	0	0	0	2	0	2
	Operations Manager	1	0	1	0	0	0	1	0	1
	Operator	2	0	2	0	0	0	2	0	2
	Optical Technician	5	0	5	0	0	0	5	0	5
	Ouvrage Metallique	1	0	1	0	0	0	1	0	1
	Overlock Operator	1	0	1	0	0	0	1	0	1
	Owner	1	0	1	0	0	0	1	0	1
	Packing & Labelling Operators	5	0	5	0	0	0	5	0	5
	Packing Machine Operator	103	1	104	0	0	0	103	1	104
	Painter	19	0	19	0	0	0	19	0	19
	Painter Grade I	3	0	3	0	0	0	3	0	3
	Panel Beater	7	0	7	0	0	0	7	0	7
	Panel Beater Grade 1	7	0	7	0	0	0	7	0	7
	Panel Beater Grade 2	3	0	3	0	0	0	3	0	3
	Paper Maker	5	0	5	0	0	0	5	0	5
	Pastry And Snack Maker	5	0	5	0	0	0	5	0	5
	Pastry Chef	2	0	2	0	0	0	2	0	2
	Pastry Cook	12	0	12	0	0	0	12	0	12
	Pastry Cook Grade I	3	0	3	0	0	0	3	0	3
	Pastry Maker	196	7	203	0	0	0	196	7	203
	Pastry Operator	4	0	4	0	0	0	4	0	4
	Pattern Maker	8	1	9	0	0	0	8	1	9
	Pattern Maker (Grade II)	1	0	1	0	0	0	1	0	1
	Pattern Maker, Garment	1	0	1	0	0	0	1	0	1
	Pest Control Operator	1	0	1	0	0	0	1	0	1
	Pipe Fitter	16	0	16	0	0	0	16	0	16
	Pipe Fitter Grade I	1	0	1	0	0	0	1	0	1
	Pipe Plant Electrical Supervisor	1	0	1	0	0	0	1	0	1
	Pipefitter Assembly Worker	2	0	2	0	0	0	2	0	2
	Pitside Fitter	3	0	3	0	0	0	3	0	3
	Plant Supply Chain Sequence Operator	2	0	2	0	0	0	2	0	2
	Plastic Bag Machine Operator	2	0	2	0	0	0	2	0	2
	Plastic Bag Machine Operator Grade II	5	0	5	0	0	0	5	0	5

Table 38 (Cont'd)- Number of valid work permits and certificates of exemption by industrial group, occupation & sex, as at end of April 2024

Industrial Group	Occupation	Valid Work Permits			Certificates of Exemption			Grand Total		
		Male	Female	Both sexes	Male	Female	Both sexes	Male	Female	Both sexes
Manufacturing (cont'd)	Plastic Extruding Machine Operator	1	0	1	0	0	0	1	0	1
	Plastic Injection Moulding Machine Operator Grade 1	2	0	2	0	0	0	2	0	2
	Plastic Machine Operator	6	0	6	0	0	0	6	0	6
	Plastic Machine Operator Grade II	1	0	1	0	0	0	1	0	1
	Plate Mason	3	0	3	0	0	0	3	0	3
	Plumber	3	0	3	0	0	0	3	0	3
	Plumber Grade 1	36	0	36	0	0	0	36	0	36
	Plumber Grade 2	8	0	8	0	0	0	8	0	8
	Pole Electrician (Grade I)	4	0	4	0	0	0	4	0	4
	Polisher (Grade III)	3	0	3	0	0	0	3	0	3
	Polisher Grade II	9	0	9	0	0	0	9	0	9
	Polishing Machine Operator	32	0	32	0	0	0	32	0	32
	Pouch Technician	1	0	1	0	0	0	1	0	1
	Pouching Operator	1	0	1	0	0	0	1	0	1
	Poultry And Food Processing Operator	2	0	2	0	0	0	2	0	2
	Poultry Farm Worker	1	0	1	0	0	0	1	0	1
	Poultry Farm Worker Grade II	12	0	12	0	0	0	12	0	12
	Poultry Slaughterhouse Worker	3	0	3	0	0	0	3	0	3
	Press Printing Operator	1	0	1	0	0	0	1	0	1
	Pressman Grade I	1	0	1	0	0	0	1	0	1
	Principal Technician	5	0	5	0	0	0	5	0	5
	Principal Technician (Paper Machine)	2	0	2	0	0	0	2	0	2
	Printing And Publishing Operator	2	0	2	0	0	0	2	0	2
	Printing Machine Operator	18	0	18	0	0	0	18	0	18
	Printing Offset Operator Grade I	1	0	1	0	0	0	1	0	1
	Printing Operator	2	0	2	0	0	0	2	0	2
	Process Operator	3	0	3	0	0	0	3	0	3
	Procurement Executive	0	1	1	0	0	0	0	1	1
	Production & Maintenance Engineer	1	0	1	0	0	0	1	0	1
	Production And Quality Control Manager	1	0	1	0	0	0	1	0	1
	Production And Workshop Manager	1	0	1	0	0	0	1	0	1
	Production Coordinator	4	0	4	0	0	0	4	0	4
	Production Manager	6	0	6	0	0	0	6	0	6
	Production Shift Manager	8	0	8	0	0	0	8	0	8
	Production Supervisor	4	0	4	0	0	0	4	0	4
	Professional Grinder	2	0	2	0	0	0	2	0	2
	Project Coordinator	0	1	1	0	0	0	0	1	1
	Punching Machine Operator	2	0	2	0	0	0	2	0	2
	Pusher Tongsman	3	0	3	0	0	0	3	0	3
	Pvc Machine Operator	5	0	5	0	0	0	5	0	5
	Pvc Machine Operator - Grade I	3	0	3	0	0	0	3	0	3
	Pvc Machine Operator - Grade II	2	0	2	0	0	0	2	0	2
	Pvc Plastic (Trunking) - Machine Operator Grade 2	1	0	1	0	0	0	1	0	1
	Quality Assurance Technician	1	0	1	0	0	0	1	0	1
	Quality Control Officer	1	0	1	0	0	0	1	0	1
	Quality Control Supervisor	1	0	1	0	0	0	1	0	1
	Quality Controller	2	0	2	0	0	0	2	0	2
	Raffia Polisher	2	0	2	0	0	0	2	0	2
	Rafia Polisher Grade II	1	0	1	0	0	0	1	0	1
	Rebeaming Machine Operator	2	0	2	0	0	0	2	0	2
	Refrigeration Technician/Frigorist	2	0	2	0	0	0	2	0	2
	Riche Terre	0	1	1	0	0	0	0	1	1
	Rigger	12	0	12	0	0	0	12	0	12
	Roll Assembly Fitter	4	0	4	0	0	0	4	0	4
	Roll Foaming Machine Operator	1	0	1	0	0	0	1	0	1
	Rolling Mill Production Manager	1	0	1	0	0	0	1	0	1
	Rotor Vane Machine Operator	1	0	1	0	0	0	1	0	1
	Sales And Marketing Manager	0	1	1	0	0	0	0	1	1
	Sales Representative	1	0	1	0	0	0	1	0	1
	Sanding Hands, Semi Skilled Worker Grade II	2	0	2	0	0	0	2	0	2
	Scrap Chemist	1	0	1	0	0	0	1	0	1
	Scrap Handling Helper	10	0	10	0	0	0	10	0	10
	Sculpting And Prototyping Worker	1	0	1	0	0	0	1	0	1
	Sculptor	6	0	6	0	0	0	6	0	6
	Self-Employed (Teacher)	0	1	1	0	0	0	0	1	1
	Semi Automated Bakery Operator	1	0	1	0	0	0	1	0	1
	Semi Truck Driver	1	0	1	0	0	0	1	0	1
	Senior Pattern Maker	1	0	1	0	0	0	1	0	1
	Sewing Machine Operator	1231	327	1558	0	0	0	1231	327	1558
	Sewing Machine Operator, Grade I	1	0	1	0	0	0	1	0	1
	Sewing Machine Operator Grade II	2	0	2	0	0	0	2	0	2
	Sewing Machine Operator (Mattresses)	1	0	1	0	0	0	1	0	1
	Sewing Machine Operator (Tailoring)	3	0	3	0	0	0	3	0	3
	Sewing Machine Operator (Textile Industry)	4	0	4	0	0	0	4	0	4
	Sewing Tape Edge Machine Operator	5	0	5	0	0	0	5	0	5
	Sheaving Operator	1	0	1	0	0	0	1	0	1
	Sheet Metal Worker	15	0	15	0	0	0	15	0	15
	Sheet Metal Worker Grade II	6	0	6	0	0	0	6	0	6
	Sheet-Metal Worker, General - Grade 2	1	0	1	0	0	0	1	0	1
	Shift In Charges, Section In Charges	2	0	2	0	0	0	2	0	2
	Shift Production Manager	2	0	2	0	0	0	2	0	2
	Shift Supervisor	1	0	1	0	0	0	1	0	1
	Shoemaker	10	0	10	0	0	0	10	0	10
	Shop Assistant	1	0	1	0	0	0	1	0	1

Table 38 (Cont'd)- Number of valid work permits and certificates of exemption by industrial group, occupation & sex, as at end of April 2024

Industrial Group	Occupation	Valid Work Permits			Certificates of Exemption			Grand Total		
		Male	Female	Both sexes	Male	Female	Both sexes	Male	Female	Both sexes
Manufacturing (cont'd)	Shop Manager	0	1	1	0	0	0	0	1	1
	Shredder Operator	1	0	1	0	0	0	1	0	1
	Single Needle Operator	23	1	24	0	0	0	23	1	24
	Skill Chemical Operators (Factory Operator)	1	0	1	0	0	0	1	0	1
	Skilled Aluminium Fabricator	1	0	1	0	0	0	1	0	1
	Skilled Assembler Aluminium Operator	38	0	38	0	0	0	38	0	38
	Skilled Assembler Aluminium Operator Grade I	22	0	22	0	0	0	22	0	22
	Skilled Cabinet Maker - Grade II	38	0	38	0	0	0	38	0	38
	Skilled Carpenter	12	0	12	0	0	0	12	0	12
	Skilled Carpenter Grade II	23	0	23	0	0	0	23	0	23
	Skilled Chemical Operator	13	0	13	0	0	0	13	0	13
	Skilled Chemical Operator Grade II	6	0	6	0	0	0	6	0	6
	Skilled Embroidery Specialist	2	0	2	0	0	0	2	0	2
	Skilled Factory Operator	5	0	5	0	0	0	5	0	5
	Skilled Farm Worker Grade II	3	0	3	0	0	0	3	0	3
	Skilled Fibre Glass Worker	23	0	23	0	0	0	23	0	23
	Skilled Glass Cutter	1	0	1	0	0	0	1	0	1
	Skilled Glass Cutters And Art Designers On Glasses	1	0	1	0	0	0	1	0	1
	Skilled Jeweller	1	0	1	0	0	0	1	0	1
	Skilled Machine Operator	18	0	18	0	0	0	18	0	18
	Skilled Machine Operator Grade II	8	0	8	0	0	0	8	0	8
	Skilled Machine Operator (Grade III)	5	0	5	0	0	0	5	0	5
	Skilled Textile Machine Operator	1	0	1	0	0	0	1	0	1
	Skilled Tyre Person Grade I	2	0	2	0	0	0	2	0	2
	Skilled Upholsterer	1	0	1	0	0	0	1	0	1
	Skilled Welder Grade II	17	0	17	0	0	0	17	0	17
	Skilled Worker	4	0	4	0	0	0	4	0	4
	Skilled Worker Grade I	1	0	1	0	0	0	1	0	1
	Skilled Worker / Aluminium Fabricator	2	0	2	0	0	0	2	0	2
	Skilled Worker / Aluminium Fabricator Grade I	3	0	3	0	0	0	3	0	3
	Skilled Worker Aluminium Fabricator Grade II	2	0	2	0	0	0	2	0	2
	Skilled Worker Grade I	11	0	11	0	0	0	11	0	11
	Skimmer Grade II	1	0	1	0	0	0	1	0	1
	Slaughterhouse Worker	6	0	6	0	0	0	6	0	6
	Smelter	5	0	5	0	0	0	5	0	5
	Smelter Grade I	7	0	7	0	0	0	7	0	7
	Snack Machine Operator	2	0	2	0	0	0	2	0	2
	Snack Pastry Maker	4	0	4	0	0	0	4	0	4
	Socks Design Technician	1	0	1	0	0	0	1	0	1
	Software Developer	0	1	1	0	0	0	0	1	1
	Sorter Of Textile Waste	5	0	5	0	0	0	5	0	5
	Special Category Worker (Sign Maker)	2	0	2	0	0	0	2	0	2
	Specialised Machine Operator	2	0	2	0	0	0	2	0	2
	Specialized Cook For Indian Sweets	1	0	1	0	0	0	1	0	1
	Spinner	347	3	350	0	0	0	347	3	350
	Spinning Machine Operator	319	0	319	0	0	0	319	0	319
	Spinning Machine Operator (Textile)	6	0	6	0	0	0	6	0	6
	Spinning Technician	7	0	7	0	0	0	7	0	7
	Spray Painter Grade I	5	0	5	0	0	0	5	0	5
	Spray Painter Grade II	1	0	1	0	0	0	1	0	1
	Spray Painter, Vehicle	1	0	1	0	0	0	1	0	1
	Stainless Steel And Innox Welder Grade I	1	0	1	0	0	0	1	0	1
	Stone Setter	12	0	12	0	0	0	12	0	12
	Storekeeper	1	0	1	0	0	0	1	0	1
	Superviseur Machine	1	0	1	0	0	0	1	0	1
	Supervisor	32	0	32	0	0	0	32	0	32
	Supervisor, Garment Manufacturing	25	1	26	0	0	0	25	1	26
	Tailor	6	1	7	0	0	0	6	1	7
	Tailor (Grade 2)	1	0	1	0	0	0	1	0	1
	Tailor (Cutting Operator)	1	0	1	0	0	0	1	0	1
	Tailor Grade 3	1	0	1	0	0	0	1	0	1
	Tea Field Maintenance Operator	3	0	3	0	0	0	3	0	3
	Tea Plucking Machine Operator	16	0	16	0	0	0	16	0	16
	Tea Seeds Garden Helper	3	0	3	0	0	0	3	0	3
	Team Leader	2	0	2	0	0	0	2	0	2
	Teamerman	3	0	3	0	0	0	3	0	3
	Technical Handloom & Sales Marketing Supervisor	1	0	1	0	0	0	1	0	1
	Technical Supervisor Printed Fabric Label	2	0	2	0	0	0	2	0	2
	Technical Training And Development Lead	1	0	1	0	0	0	1	0	1
	Technician	4	0	4	0	0	0	4	0	4
	Technician Chain Machine Grade One	1	0	1	0	0	0	1	0	1
	Technician Grade I	12	0	12	0	0	0	12	0	12
	Technician Grade II	5	0	5	0	0	0	5	0	5
	Textile Machine Operator	70	22	92	0	0	0	70	22	92
	Textile Machine Operator - Garment Sewing	21	1	22	0	0	0	21	1	22
	Textile Mechanic	1	0	1	0	0	0	1	0	1
	Textile Waste Sorter	5	0	5	0	0	0	5	0	5
	Tig & Mig Welder	1	0	1	0	0	0	1	0	1
	Tig & Mig Welder Grade I	3	0	3	0	0	0	3	0	3
	Tig & Mig Welder Grade II	7	0	7	0	0	0	7	0	7
	Tig Welder	7	0	7	0	0	0	7	0	7

Table 38 (Cont'd)- Number of valid work permits and certificates of exemption by industrial group, occupation & sex, as at end of April 2024

Industrial Group	Occupation	Valid Work Permits			Certificates of Exemption			Grand Total		
		Male	Female	Both sexes	Male	Female	Both sexes	Male	Female	Both sexes
Manufacturing (cont'd)	Tig Welder Grade I	2	0	2	0	0	0	2	0	2
	Tig Welder Grade II	5	0	5	0	0	0	5	0	5
	Tiler Grade I	26	0	26	0	0	0	26	0	26
	Tofu Machine Technician	1	0	1	0	0	0	1	0	1
	Toilet Paper Processing Machine Operator	3	0	3	0	0	0	3	0	3
	Tongsman	4	0	4	0	0	0	4	0	4
	Trainee Cook	1	0	1	0	0	0	1	0	1
	Trainee Tyre Operator	1	0	1	0	0	0	1	0	1
	Trimmer (Roll Forming Machine)	2	0	2	0	0	0	2	0	2
	Turner	4	0	4	0	0	0	4	0	4
	Turner And Rolling Operator	2	0	2	0	0	0	2	0	2
	Turner Filter	1	0	1	0	0	0	1	0	1
	Turner Grade I	1	0	1	0	0	0	1	0	1
	Turner Grade II	4	0	4	0	0	0	4	0	4
	Turner & Fitter	11	0	11	0	0	0	11	0	11
	Turner/ Fitter Grade II	1	0	1	0	0	0	1	0	1
	Turner/Adjuster Grade II	1	0	1	0	0	0	1	0	1
	Turner/Fitter Machine Operator	2	0	2	0	0	0	2	0	2
	Tyre Technician	2	0	2	0	0	0	2	0	2
	Tyreman	2	0	2	0	0	0	2	0	2
	Upholsterer	81	2	83	0	0	0	81	2	83
	Upholsterer Grade I	13	0	13	0	0	0	13	0	13
	Upholsterer - Grade II	44	0	44	0	0	0	44	0	44
	Upholsterer Grade III	3	0	3	0	0	0	3	0	3
	Upholsterer Grade IV	1	0	1	0	0	0	1	0	1
	Upholsterer Furniture	1	0	1	0	0	0	1	0	1
	Uv & Special Finish Operator	1	0	1	0	0	0	1	0	1
	Uv Varnishing Machine Operator	1	0	1	0	0	0	1	0	1
	Vacuum Foaming Machine Technician	4	0	4	0	0	0	4	0	4
	Valve Seat/Guide Machine Operator	1	0	1	0	0	0	1	0	1
	Varnisher	2	0	2	0	0	0	2	0	2
	Varnisher - Grade II	5	0	5	0	0	0	5	0	5
	Vegetarian Food Cook	1	0	1	0	0	0	1	0	1
	Vehicle Painter	2	0	2	0	0	0	2	0	2
	Volontaire International En Entreprise (VIE)	0	0	0	1	0	1	1	0	1
	Warping Machine Operator	1	0	1	0	0	0	1	0	1
	Weaving Machine Operator	110	0	110	0	0	0	110	0	110
	Weaving Machine Operator (Textile)	1	0	1	0	0	0	1	0	1
	Weaving Preparatory Machine Operator	4	0	4	0	0	0	4	0	4
	Welder	41	0	41	0	0	0	41	0	41
	Welder Grade 1	61	0	61	0	0	0	61	0	61
	Welder Grade 2	139	0	139	0	0	0	139	0	139
	Welder - Rotary Welding	1	0	1	0	0	0	1	0	1
	Welder & Cutter	1	0	1	0	0	0	1	0	1
	Welder (Tig Welding) Grade I	2	0	2	0	0	0	2	0	2
	Welder (Welding And Fabrication) Grade I	1	0	1	0	0	0	1	0	1
	Welder And Cutter	1	0	1	0	0	0	1	0	1
	Welder Fitter	5	0	5	0	0	0	5	0	5
	Welder General Grade 2	2	0	2	0	0	0	2	0	2
	Welder (Mig, Tig Mag)	1	0	1	0	0	0	1	0	1
	Welder (Mig/Tig)	4	0	4	0	0	0	4	0	4
	Welder Tig & Mig	18	0	18	0	0	0	18	0	18
	Welder Tig Mig Grade I	1	0	1	0	0	0	1	0	1
	Welder Mig & Tig (Grade II)	2	0	2	0	0	0	2	0	2
	Welder Tig Mig Grade II	5	0	5	0	0	0	5	0	5
	Welder, Mig	1	0	1	0	0	0	1	0	1
	Welder, Tig Grade II	1	0	1	0	0	0	1	0	1
	Welder/Rigger Grade I	4	0	4	0	0	0	4	0	4
	Welder/Turner	8	0	8	0	0	0	8	0	8
	Welding And Cutting Technician	1	0	1	0	0	0	1	0	1
	Welding And Other Construction Activities	0	1	1	0	0	0	0	1	1
	Wheel Aligner Operator Grade II	1	0	1	0	0	0	1	0	1
	Wheel Balancer And Aligner	3	0	3	0	0	0	3	0	3
	Wheel Balancer And Aligner Grade II	1	0	1	0	0	0	1	0	1
	Winding Operator	1	0	1	0	0	0	1	0	1
	Wine Factory Worker - Grade I	1	0	1	0	0	0	1	0	1
	Withering Machine Operator	2	0	2	0	0	0	2	0	2
	Wood Carver	3	0	3	0	0	0	3	0	3
	Wood Carver Grade I	1	0	1	0	0	0	1	0	1
	Wood Carver Grade 2	10	0	10	0	0	0	10	0	10
	Wood Cutting Operator Grade II	2	0	2	0	0	0	2	0	2
	Wood Cutting Worker	4	0	4	0	0	0	4	0	4
	Wood Polisher	4	0	4	0	0	0	4	0	4
	Wood Worker	2	0	2	0	0	0	2	0	2
	Wood Worker Grade II	2	0	2	0	0	0	2	0	2
	Workshop Mechanic(Turner)	1	0	1	0	0	0	1	0	1
	Workshops Mechanics (Turner/Fitter)	1	0	1	0	0	0	1	0	1
	Y Table Operator	1	0	1	0	0	0	1	0	1
	Sub Total	17064	4010	21074	1	0	1	17065	4010	21075

Table 38 (Cont'd)- Number of valid work permits and certificates of exemption by industrial group, occupation & sex, as at end of April 2024

Industrial Group	Occupation	Valid Work Permits			Certificates of Exemption			Grand Total		
		Male	Female	Both sexes	Male	Female	Both sexes	Male	Female	Both sexes
Electricity, Gas and Water Supply	Heavy Vehicle Mechanic	2	0	2	0	0	0	2	0	2
	Motor Vehicle Electrician	1	0	1	0	0	0	1	0	1
	Panel Beater	1	0	1	0	0	0	1	0	1
	Welder Mig & Tig	1	0	1	0	0	0	1	0	1
	Sub Total	5	0	5	0	0	0	5	0	5
Construction	Ac Technician	2	0	2	0	0	0	2	0	2
	Accountant	0	0	0	1	0	1	1	0	1
	Additional General Manager	0	0	0	2	0	2	2	0	2
	Admin Executive	0	0	0	1	0	1	1	0	1
	Admin Executive Grade I	0	0	0	1	0	1	1	0	1
	Admin Officer	0	0	0	1	0	1	1	0	1
	Air Conditioning & Refrigeration Technician	2	0	2	0	0	0	2	0	2
	Air Conditioning & Ventilation Technician	1	0	1	0	0	0	1	0	1
	Air Conditioning Technician	3	0	3	0	0	0	3	0	3
	Air Conditioning Technician Grade I	3	0	3	0	0	0	3	0	3
	Alumecano Technical	12	0	12	0	0	0	12	0	12
	Alumecano Technical Supervisor	1	0	1	0	0	0	1	0	1
	Aluminium Fabricator	10	0	10	0	0	0	10	0	10
	Aluminium Fabricator And Fitter	2	0	2	0	0	0	2	0	2
	Aluminium Fabricator And Fitter Grade I	3	0	3	0	0	0	3	0	3
	Aluminium Fabricator Grade 1	3	0	3	0	0	0	3	0	3
	Aluminium Fabricator Grade 2	4	0	4	0	0	0	4	0	4
	Aluminium Framemaker	2	0	2	0	0	0	2	0	2
	Aluminium Skilled Worker	5	0	5	0	0	0	5	0	5
	Assembler Nec Grade I	1	0	1	0	0	0	1	0	1
	Assistant Brick Layer	20	0	20	0	0	0	20	0	20
	Assistant Brick Layer Grade II	4	0	4	0	0	0	4	0	4
	Assistant Construction Manager	0	0	0	3	0	3	3	0	3
	Assistant Construction Manager (Civil)	0	0	0	4	0	4	4	0	4
	Assistant Construction Manager (Electrical)	0	0	0	2	0	2	2	0	2
	Assistant Construction Manager (Mechanical)	0	0	0	1	0	1	1	0	1
	Assistant Construction Manager (Signalling & Communication)	0	0	0	1	0	1	1	0	1
	Assistant Cook	0	0	0	2	0	2	2	0	2
	Assistant Cook Grade 2	0	0	0	2	0	2	2	0	2
	Assistant General Manager	0	0	0	1	0	1	1	0	1
	Assistant Hr Manager	0	0	0	1	0	1	1	0	1
	Assistant Land Surveyor	0	1	1	0	0	0	0	1	1
	Assistant Manager	0	0	0	5	0	5	5	0	5
	Assistant Manager (Cad)	0	0	0	1	0	1	1	0	1
	Assistant Manager (Civil)	0	0	0	4	0	4	4	0	4
	Assistant Manager (Elec)	0	0	0	1	0	1	1	0	1
	Assistant Manager (Plant & Machinery)	0	0	0	1	0	1	1	0	1
	Assistant Manager (Stores)	0	0	0	1	0	1	1	0	1
	Assistant Officer (Accounts)	0	0	0	1	0	1	1	0	1
	Assistant Officer (Human Resource)	0	0	0	1	0	1	1	0	1
	Assistant Officer (Industrial Relation)	0	0	0	1	0	1	1	0	1
	Assistant Planning Engineer Grade II	0	0	0	1	0	1	1	0	1
	Assistant Project Manager	0	0	0	3	0	3	3	0	3
	Assistant Quantity Surveyor	0	0	0	2	0	2	2	0	2
	Assistant Quantity Surveyor Manager	0	0	0	1	0	1	1	0	1
	Assistant Safety Supervisor	0	0	0	1	0	1	1	0	1
	Assistant Safety Supervisor Grade II	0	0	0	1	0	1	1	0	1
	Assistant Accounts Manager	0	0	0	1	0	1	1	0	1
	Assistant Planning Engineer	0	0	0	1	0	1	1	0	1
	Automobile Painter Grade II	2	0	2	0	0	0	2	0	2
	Automotive Paint Colour Mixer Grade I	2	0	2	0	0	0	2	0	2
	Balinese Spa Therapist	0	1	1	0	0	0	0	1	1
	Bar Bender	96	0	96	1	0	1	97	0	97
	Bar Bender Grade 1	82	0	82	94	0	94	176	0	176
	Bar Bender Grade II	131	0	131	86	0	86	217	0	217
	Barbender, Steel Fixer - Grade I	2	0	2	0	0	0	2	0	2
	Barbender/Steel Fixer	2	0	2	0	0	0	2	0	2
	Bending Machine Operator	2	0	2	0	0	0	2	0	2
	Block Mason Grade 2	0	0	0	101	0	101	101	0	101
	Boiler Maker	3	0	3	0	0	0	3	0	3
	Builder Grade II	3	0	3	0	0	0	3	0	3
	Building And Related Electrician Grade I	2	0	2	0	0	0	2	0	2
	Building Construction Labourer	21	0	21	0	0	0	21	0	21
	Building Construction Labourer (Grade II)	1	0	1	0	0	0	1	0	1
	Cabinet Maker	22	0	22	0	0	0	22	0	22
	Cabinet Maker Grade I	13	0	13	0	0	0	13	0	13
	Cabinet Maker Grade II	1	0	1	2	0	2	3	0	3
	Cable Joints	2	0	2	0	0	0	2	0	2
	Cable Joints Grade I	1	0	1	0	0	0	1	0	1
	Cable Technician	1	0	1	0	0	0	1	0	1
	Camp Supervisor	0	0	0	1	0	1	1	0	1
	Carpenter	408	1	409	19	0	19	427	1	428
	Carpenter For Formwork Grade I	4	0	4	0	0	0	4	0	4

Table 38 (Cont'd)- Number of valid work permits and certificates of exemption by industrial group, occupation & sex, as at end of April 2024

Industrial Group	Occupation	Valid Work Permits			Certificates of Exemption			Grand Total		
		Male	Female	Both sexes	Male	Female	Both sexes	Male	Female	Both sexes
Construction (cont'd)	Carpenter General Grade I	5	0	5	0	0	0	5	0	5
	Carpenter General Grade II	1	0	1	0	0	0	1	0	1
	Carpenter Grade I	386	1	387	402	0	402	788	1	789
	Carpenter Grade II	423	0	423	1206	0	1206	1629	0	1629
	Carpenter Sg II	0	0	0	2	0	2	2	0	2
	Carpenter Sg I	0	0	0	1	0	1	1	0	1
	Carpenter, General	9	0	9	0	0	0	9	0	9
	Chief General Manager (Engineer)	0	0	0	1	0	1	1	0	1
	Chief Supervisor	4	0	4	0	0	0	4	0	4
	Civil Foreman	0	0	0	1	0	1	1	0	1
	Civil Supervisor	0	0	0	4	0	4	4	0	4
	Civil Technician	0	0	0	1	0	1	1	0	1
	Civil Worker	2	0	2	0	0	0	2	0	2
	Cladding Technician	12	0	12	0	0	0	12	0	12
	Cladding Technician Grade II	3	0	3	0	0	0	3	0	3
	Cleaner	0	0	0	4	0	4	4	0	4
	Commercial Cooking Equipment Technician Grade II	9	0	9	0	0	0	9	0	9
	Concrete Shutterer	6	0	6	0	0	0	6	0	6
	Concrete Supervisor	11	0	11	0	0	0	11	0	11
	Concrete Worker Grade II	0	0	0	42	0	42	42	0	42
	Construction Carpenter	1	0	1	0	0	0	1	0	1
	Construction Carpenter Grade I	13	0	13	0	0	0	13	0	13
	Construction Joiner Grade I	3	0	3	0	0	0	3	0	3
	Construction Manager (Civil)	0	0	0	1	0	1	1	0	1
	Construction Manager (Mechanical)	0	0	0	1	0	1	1	0	1
	Construction Manager (Qa/Qc)	0	0	0	1	0	1	1	0	1
	Construction Team Leader	1	0	1	0	0	0	1	0	1
	Construction Worker	3	0	3	0	0	0	3	0	3
	Construction Worker Mason	5	0	5	0	0	0	5	0	5
	Cook	18	0	18	18	1	19	36	1	37
	Cook Assistant	0	0	0	1	0	1	1	0	1
	Cook Grade 1	2	0	2	14	0	14	16	0	16
	Cook Grade 2	3	1	4	2	0	2	5	1	6
	Cook Helper Grade I	0	0	0	1	0	1	1	0	1
	Cost Controller	1	0	1	0	0	0	1	0	1
	Crane Operator	2	0	2	0	0	0	2	0	2
	Crane Operator Grade I	2	0	2	0	0	0	2	0	2
	Crane Operator Grade II	2	0	2	1	0	1	3	0	3
	Crane/Forklift Operator Grade II	6	0	6	0	0	0	6	0	6
	Deputy General Manager	0	0	0	4	0	4	4	0	4
	Deputy General Manager (Civil)	0	0	0	2	0	2	2	0	2
	Deputy General Manager (Design)	0	0	0	1	0	1	1	0	1
	Deputy Manager	0	0	0	1	0	1	1	0	1
	Deputy Manager (Civil)	0	0	0	1	0	1	1	0	1
	Deputy Manager (Electrical)	0	0	0	1	0	1	1	0	1
	Design Delivery Manager	0	0	0	1	0	1	1	0	1
	Director	4	0	4	1	1	2	5	1	6
	Draftsman	0	0	0	1	0	1	1	0	1
	Driver	0	0	0	2	0	2	2	0	2
	Driver Grade I	10	0	10	11	0	11	21	0	21
	Driver Grade II	1	0	1	14	0	14	15	0	15
	Duct Erector	11	0	11	0	0	0	11	0	11
	Duct Erector Grade I	22	0	22	0	0	0	22	0	22
	Dy General Manager (Finance)	0	0	0	1	0	1	1	0	1
	Dy. General Manager (Engg)	0	0	0	1	0	1	1	0	1
	Electric & Mig Welder	1	0	1	0	0	0	1	0	1
	Electrical & Mechanical Technician	2	0	2	0	0	0	2	0	2
	Electrical Engineer	0	0	0	1	0	1	1	0	1
	Electrical Supervisor	2	0	2	1	0	1	3	0	3
	Electrical Technician	3	0	3	0	0	0	3	0	3
	Electrical Technician Grade II	3	0	3	0	0	0	3	0	3
	Electrician	148	0	148	2	0	2	150	0	150
	Electrician Grade I	143	0	143	23	0	23	166	0	166
	Electrician Grade II	35	0	35	81	0	81	116	0	116
	Electrician General	5	0	5	0	0	0	5	0	5
	Electrician General Grade II	1	0	1	0	0	0	1	0	1
	Electrician Sg I	0	0	0	1	0	1	1	0	1
	Electrician Sg II	0	0	0	2	0	2	2	0	2
	Electro Technician	2	0	2	0	0	0	2	0	2
	Electronic & Traffic Lights Computer Operator	1	1	2	0	0	0	1	1	2
	Electronic Technician	3	0	3	0	0	0	3	0	3
	Equipment Fixer Grade II	8	0	8	0	0	0	8	0	8
	Excavator	1	0	1	0	0	0	1	0	1
	Excavator Operator	33	0	33	18	0	18	51	0	51
	Excavator Operator Grade I	1	0	1	0	0	0	1	0	1
	Excavator Operator Grade 2	2	0	2	3	0	3	5	0	5
	Excavator/Bulldozer Operator	2	0	2	0	0	0	2	0	2
	Executive (Civil)	0	0	0	1	0	1	1	0	1
	Executive Purchase	0	0	0	1	0	1	1	0	1
	Fabrication Fitter Grade II	0	0	0	1	0	1	1	0	1

Table 38 (Cont'd)- Number of valid work permits and certificates of exemption by industrial group, occupation & sex, as at end of April 2024

Industrial Group	Occupation	Valid Work Permits			Certificates of Exemption			Grand Total		
		Male	Female	Both sexes	Male	Female	Both sexes	Male	Female	Both sexes
Construction (cont'd)	Fabrication Fitter Sg I	0	0	0	1	0	1	1	0	1
	Fabricator Fitter Sg II	0	0	0	1	0	1	1	0	1
	Fabricator For Pipeline Works - Grade II	1	0	1	0	0	0	1	0	1
	Fabricator For Tank Works - Grade II	2	0	2	0	0	0	2	0	2
	False Ceiling Fixer	21	0	21	0	0	0	21	0	21
	False Ceiling Makers And Fixers	0	0	0	1	0	1	1	0	1
	Finishing Carpenter Grade II	2	0	2	0	0	0	2	0	2
	First Aider	0	0	0	1	0	1	1	0	1
	Fitter For Pipelines Works	1	0	1	0	0	0	1	0	1
	Foreman	2	0	2	13	0	13	15	0	15
	Foreman Building	0	0	0	3	0	3	3	0	3
	Foreman General	0	0	0	1	0	1	1	0	1
	Foreman Grade 2	0	0	0	1	0	1	1	0	1
	Foreman Site Works	0	0	0	5	0	5	5	0	5
	Formwork Supervisor	15	0	15	0	0	0	15	0	15
	Furniture Carpenter	2	0	2	0	0	0	2	0	2
	Furniture Carpenter Grade I	44	0	44	0	0	0	44	0	44
	Furniture Fitter Assembler	1	0	1	0	0	0	1	0	1
	Furniture Fitter Assembler Grade I	2	0	2	0	0	0	2	0	2
	Gardener	27	0	27	0	0	0	27	0	27
	Gas And Electric Grade II	1	0	1	0	0	0	1	0	1
	General Foreman	0	0	0	5	0	5	5	0	5
	General Maintenance Pool Technician	7	0	7	0	0	0	7	0	7
	General Mason	10	0	10	0	0	0	10	0	10
	Grade 1 Mason	1	0	1	0	0	0	1	0	1
	Grade 2	1	0	1	0	0	0	1	0	1
	Grader Operator	4	0	4	0	0	0	4	0	4
	Granite Technician	17	0	17	0	0	0	17	0	17
	Granite Technician & Polisher	1	0	1	0	0	0	1	0	1
	Granite Technician Grade I	3	1	4	0	0	0	3	1	4
	Granite Technician Grade II	2	0	2	0	0	0	2	0	2
	Granite Worker	6	0	6	0	0	0	6	0	6
	Granite Worker Grade 1	6	1	7	0	0	0	6	1	7
	Hdpe Technician	1	0	1	0	0	0	1	0	1
	Head - Finance, Accounts & Admin	0	0	0	1	0	1	1	0	1
	Head (Project Control)	0	0	0	1	0	1	1	0	1
	Health Executive	0	0	0	1	0	1	1	0	1
	Heating & Cooling Technician	1	0	1	0	0	0	1	0	1
	Heavy Driver Grade 2	0	0	0	2	0	2	2	0	2
	Heavy Duty Mechanic - Grade II	1	0	1	0	0	0	1	0	1
	Heavy Vehicle Driver	7	0	7	0	0	0	7	0	7
	Helper	28	0	28	240	0	240	268	0	268
	Helper - Civil Works	0	0	0	36	0	36	36	0	36
	Helper - Electrical Works	0	0	0	2	0	2	2	0	2
	Helper - Mechanical Works	0	0	0	3	0	3	3	0	3
	Helper Grade 2	8	0	8	9	0	9	17	0	17
	Helper Qa/Qc	0	0	0	1	0	1	1	0	1
	Hvac Air Conditioning & Ventilation Technician	3	0	3	0	0	0	3	0	3
	Hvac Air Conditioning And Ventilation Technician Grade 1	3	0	3	0	0	0	3	0	3
	Hvac Technician	5	0	5	0	0	0	5	0	5
	Hydraulic Jack Operating Technician Grade II	1	0	1	0	0	0	1	0	1
	Hydraulic Jack Operator	2	0	2	0	0	0	2	0	2
	Ingenieur Bureau D'Etudes	1	0	1	0	0	0	1	0	1
	Instrumentation Analyst	1	0	1	0	0	0	1	0	1
	Interpreter	2	1	3	0	0	0	2	1	3
	It/System	0	0	0	1	0	1	1	0	1
	Jcb Operator	2	0	2	6	0	6	8	0	8
	Jcb Operator Grade II	0	0	0	1	0	1	1	0	1
	Job Contractor	1	0	1	0	0	0	1	0	1
	Job Operator	0	0	0	1	0	1	1	0	1
	Joinery Carpenter	23	0	23	0	0	0	23	0	23
	Joinery Carpenter Grade I	10	0	10	0	0	0	10	0	10
	Junior Manager	0	0	0	3	0	3	3	0	3
	Junior Technical Officer	0	0	0	10	0	10	10	0	10
	Junior Technical Officer Grade II	0	0	0	1	0	1	1	0	1
	Khalasi	0	0	0	13	0	13	13	0	13
	Khalasi/Rigger Grade II	0	0	0	8	0	8	8	0	8
	Lab Technician	0	0	0	1	0	1	1	0	1
	Landscaper	5	0	5	0	0	0	5	0	5
	Lead Formations	0	0	0	1	0	1	1	0	1
	Lead Railway Systems	0	0	0	1	0	1	1	0	1
	Leading Hand Building	0	0	0	1	0	1	1	0	1
	Leading Hand Grade II	0	0	0	7	0	7	7	0	7
	Leading Hand Site Works	0	0	0	3	0	3	3	0	3
	Lift Technician	5	0	5	0	0	0	5	0	5
	Light Truck Driver Grade II	0	0	0	5	0	5	5	0	5
	Loader Operator	0	0	0	1	0	1	1	0	1
	Lorry Driver Grade II	1	0	1	10	0	10	11	0	11
	Lorry Operator	8	0	8	0	0	0	8	0	8
	Lorry Operator Grade II	5	0	5	0	0	0	5	0	5
	Machine Operator	9	0	9	0	0	0	9	0	9
	Manager	0	0	0	9	0	9	9	0	9

Table 38 (Cont'd)- Number of valid work permits and certificates of exemption by industrial group, occupation & sex, as at end of April 2024

Industrial Group	Occupation	Valid Work Permits			Certificates of Exemption			Grand Total		
		Male	Female	Both sexes	Male	Female	Both sexes	Male	Female	Both sexes
Construction (cont'd)	Manager (Accounts)	0	0	0	3	0	3	3	0	3
	Manager (Civil)	0	0	0	2	0	2	2	0	2
	Manager (Engineering)	0	0	0	1	0	1	1	0	1
	Manager (Environment, Health And Safety)	0	0	0	1	0	1	1	0	1
	Manager (Mechanical)	0	0	0	3	0	3	3	0	3
	Manager (Stores)	0	0	0	1	0	1	1	0	1
	Manager (Survey)	0	0	0	1	0	1	1	0	1
	Manager (Systems)	0	0	0	1	0	1	1	0	1
	Managerial Staff - Grade II	1	0	1	0	0	0	1	0	1
	Managing Director	0	0	0	1	0	1	1	0	1
	Mason	1148	1	1149	29	0	29	1177	1	1178
	Mason General Grade I	1	0	1	0	0	0	1	0	1
	Mason General Grade II	2	0	2	0	0	0	2	0	2
	Mason Grade I	796	1	797	615	0	615	1411	1	1412
	Mason Grade II	806	1	807	2004	0	2004	2810	1	2811
	Mason Sg II	0	0	0	5	0	5	5	0	5
	Masonry Grade 2	2	0	2	0	0	0	2	0	2
	Masonry Worker Grade 2	13	0	13	0	0	0	13	0	13
	Material Controller	3	0	3	0	0	0	3	0	3
	Mechanic	4	0	4	1	0	1	5	0	5
	Mechanic Grade 1	19	0	19	4	0	4	23	0	23
	Mechanic Grade 2	6	0	6	1	0	1	7	0	7
	Mechanic, Construction Machinery Grade II	1	0	1	0	0	0	1	0	1
	Mechanical & Electrical Coordinator	0	0	0	2	0	2	2	0	2
	Mechanical And Electrical Coordinator	0	0	0	1	0	1	1	0	1
	Mechanical Assistant	0	0	0	1	0	1	1	0	1
	Mechanical Equipment	1	0	1	0	0	0	1	0	1
	Mechanical Surveyor	0	0	0	1	0	1	1	0	1
	Mep Manager	0	0	0	3	0	3	3	0	3
	Metal Worker Grade II	33	0	33	0	0	0	33	0	33
	Mobile Crane Operator	2	0	2	0	0	0	2	0	2
	Motor Vehicle Mechanic And Repairer Grade I	1	0	1	0	0	0	1	0	1
	Multiskilled	1	0	1	0	0	0	1	0	1
	Office Admin Time Clerk	0	0	0	1	0	1	1	0	1
	Office Assistant	0	0	0	4	0	4	4	0	4
	Office Boy	0	0	0	1	0	1	1	0	1
	Officer	0	0	0	9	0	9	9	0	9
	Officer (Electrician)	0	0	0	2	0	2	2	0	2
	Operation Manager	1	0	1	0	0	0	1	0	1
	Operator	0	0	0	6	0	6	6	0	6
	Operator Grade 1	0	0	0	10	0	10	10	0	10
	Operator Grade II	0	0	0	2	0	2	2	0	2
	Operator Grader	1	0	1	0	0	0	1	0	1
	Painter	17	0	17	0	0	0	17	0	17
	Painter Grade 1	10	0	10	0	0	0	10	0	10
	Painter Grade 2	2	0	2	14	0	14	16	0	16
	Panel Fitter Grade II	2	0	2	0	0	0	2	0	2
	Photovoltaic Installer	2	0	2	0	0	0	2	0	2
	Pipe Fitter	3	0	3	0	0	0	3	0	3
	Pipe Fitter Grade II	1	0	1	0	0	0	1	0	1
	Planning Manager	0	0	0	1	0	1	1	0	1
	Plant Operator	3	0	3	17	0	17	20	0	20
	Plant Operator (Bobcat)	1	0	1	0	0	0	1	0	1
	Plant Operator (Excavator) Grade II	3	0	3	0	0	0	3	0	3
	Plant Operator Grade I	1	0	1	0	0	0	1	0	1
	Plant Operator Grade II	0	0	0	1	0	1	1	0	1
	Plasterer	29	0	29	0	0	0	29	0	29
	Plasterer Grade 1	6	0	6	23	0	23	29	0	29
	Plasterer Grade 2	3	0	3	216	0	216	219	0	219
	Platter Grade I	2	0	2	0	0	0	2	0	2
	Plumber	119	0	119	0	0	0	119	0	119
	Plumber And Pipe Fitter	1	0	1	0	0	0	1	0	1
	Plumber And Pipe Fitter General	2	0	2	0	0	0	2	0	2
	Plumber Grade 1	84	0	84	9	0	9	93	0	93
	Plumber Grade 2	14	0	14	43	0	43	57	0	57
	Plumbing Supervisor	2	0	2	0	0	0	2	0	2
	Pole Electrician	21	0	21	0	0	0	21	0	21
	Pole Electrician - Grade II	8	0	8	0	0	0	8	0	8
	Professional Granite Worker	1	0	1	0	0	0	1	0	1
	Professional Granite Worker Grade I	3	0	3	0	0	0	3	0	3
	Project Director	0	0	0	2	0	2	2	0	2
	Project Manager	0	0	0	6	0	6	6	0	6
	Project Manager (Civil)	0	0	0	3	0	3	3	0	3
	Project Manager (Electrical)	0	0	0	1	0	1	1	0	1
	Project Officer	0	0	0	1	0	1	1	0	1
	Pump Operator C/O Driver	3	0	3	0	0	0	3	0	3
	Qa Qc Engineer Grade I	0	0	0	1	0	1	1	0	1
	Qc Manager	0	0	0	1	0	1	1	0	1
	Qs Engineer	0	0	0	3	0	3	3	0	3
	Quality Assurance / Quality Control Supervisor	0	0	0	2	0	2	2	0	2

Table 38 (Cont'd)- Number of valid work permits and certificates of exemption by industrial group, occupation & sex, as at end of April 2024

Industrial Group	Occupation	Valid Work Permits			Certificates of Exemption			Grand Total		
		Male	Female	Both sexes	Male	Female	Both sexes	Male	Female	Both sexes
Construction (cont'd)	Rebar Fitter Grade I	0	0	0	1	0	1	1	0	1
	Rebar Fitter - Grade II	0	0	0	24	0	24	24	0	24
	Rebar Fitter Sg 2	0	0	0	15	0	15	15	0	15
	Rebar Supervisor	23	0	23	0	0	0	23	0	23
	Refrigeration And Air Conditioning Plant And Equipment Mechanic	5	0	5	0	0	0	5	0	5
	Refrigeration And Air Conditioning Plant Grade I	1	0	1	0	0	0	1	0	1
	Refrigeration And Cold Room Technician	6	0	6	0	0	0	6	0	6
	Refrigeration Technician/Frigorist	3	0	3	0	0	0	3	0	3
	Rigger	1	0	1	0	0	0	1	0	1
	Rigger / Khalasi	0	0	0	1	0	1	1	0	1
	Rigger / Khalasi Grade II	0	0	0	1	0	1	1	0	1
	Rigger For Pipeline Works Grade 2	1	0	1	0	0	0	1	0	1
	Rigger For Tank Works	1	0	1	0	0	0	1	0	1
	Rigger For Tank Works - Grade II	1	0	1	0	0	0	1	0	1
	Rigger Grade II	0	0	0	2	0	2	2	0	2
	Rigger/Khalasi Grade 2	0	0	0	4	0	4	4	0	4
	S/Construction Carpenter Grade I	7	0	7	0	0	0	7	0	7
	Safety Executive	0	0	0	1	0	1	1	0	1
	Safety Executive Grade I	0	0	0	1	0	1	1	0	1
	Safety Officer	0	0	0	1	0	1	1	0	1
	Safety Officer Grade II	0	0	0	1	0	1	1	0	1
	Safety Steward	0	0	0	2	0	2	2	0	2
	Scaffolder	11	0	11	0	0	0	11	0	11
	Scaffolder Grade 2	14	0	14	73	0	73	87	0	87
	Sculptor Grade I	3	0	3	0	0	0	3	0	3
	Sculptor Grade II	1	0	1	0	0	0	1	0	1
	Sectional Supervisor In Carpenter Formwork And Joinery Works	8	0	8	0	0	0	8	0	8
	Sectional Supervisor In Masonry Trade / Blocks / Rendering /	1	0	1	0	0	0	1	0	1
	Tiling / Granite	0	0	0	2	0	2	2	0	2
	Security Grade II	0	0	0	1	0	1	1	0	1
	Security Guard	0	0	0	1	0	1	1	0	1
	Senior Barbender And Fixer Superior Grade	2	0	2	0	0	0	2	0	2
	Senior Carpenter Superior Grade	2	0	2	0	0	0	2	0	2
	Senior Deputy General Manager	0	0	0	1	0	1	1	0	1
	Senior Engineer	0	0	0	3	0	3	3	0	3
	Senior Engineer (Civil)	0	0	0	1	0	1	1	0	1
	Senior Engineer (Systems)	0	0	0	1	0	1	1	0	1
	Senior Technical Officer	0	0	0	2	0	2	2	0	2
	Senior Technical Officer Grade II	0	0	0	1	0	1	1	0	1
	Sheet Metal Worker	4	0	4	0	0	0	4	0	4
	Sheet Metal Worker Grade I	13	0	13	0	0	0	13	0	13
	Sheltering Carpenter	1	0	1	0	0	0	1	0	1
	Shop Fitter	4	0	4	0	0	0	4	0	4
	Shuttering Carpenter	21	0	21	0	0	0	21	0	21
	Shuttering Carpenter Grade I	0	0	0	10	0	10	10	0	10
	Shuttering Carpenter Grade II	0	0	0	38	0	38	38	0	38
	Site Agent	6	0	6	10	0	10	16	0	16
	Site Agent Electrical	1	0	1	0	0	0	1	0	1
	Site In Charge Grade I	0	0	0	1	0	1	1	0	1
	Site Manager	0	0	0	5	0	5	5	0	5
	Site Supervisor	1	0	1	23	0	23	24	0	24
	Site Technician	3	0	3	0	0	0	3	0	3
	Skilled Brick Layer Grade II	70	0	70	0	0	0	70	0	70
	Skilled Carpenter	4	0	4	0	0	0	4	0	4
	Skilled Electrician	1	0	1	0	0	0	1	0	1
	Skilled Mason	140	0	140	0	0	0	140	0	140
	Skilled Plumber Grade II	6	0	6	0	0	0	6	0	6
	Skilled Worker	0	0	0	2	0	2	2	0	2
	Skilled Worker Grade 2	0	0	0	94	0	94	94	0	94
	Skimmer Grade I	0	0	0	10	0	10	10	0	10
	Specialist Marble/Tiler	3	0	3	0	0	0	3	0	3
	Specialist Marble Tile Grade 1	33	0	33	0	0	0	33	0	33
	Specialist Marble, Tiler - Grade II	1	0	1	0	0	0	1	0	1
	Specialist Shutter, Hand	8	0	8	0	0	0	8	0	8
	Specialist Shutter Hand Grade 1	114	0	114	0	0	0	114	0	114
	Splicing / Pulling Technician	2	0	2	0	0	0	2	0	2
	Sr Officer	0	0	0	2	0	2	2	0	2
	Sr. Manager (Mech)	0	0	0	1	0	1	1	0	1
	Station Supervisor	0	0	0	1	0	1	1	0	1
	Steam Boiler Operation	2	0	2	0	0	0	2	0	2
	Steel Bender	42	0	42	0	0	0	42	0	42
	Steel Bender Grade 1	14	0	14	0	0	0	14	0	14
	Steel Fixer	126	1	127	21	0	21	147	1	148
	Steel Fixer Grade I	19	0	19	153	0	153	172	0	172
	Steel Fixer Grade II	164	0	164	526	0	526	690	0	690
	Steel Fixture	0	0	0	11	0	11	11	0	11
	Steel Fixture Grade II	0	0	0	5	0	5	5	0	5
	Stone Employee	1	0	1	0	0	0	1	0	1
	Stonemason Grade II	1	0	1	0	0	0	1	0	1

Table 38 (Cont'd)- Number of valid work permits and certificates of exemption by industrial group, occupation & sex, as at end of April 2024

Industrial Group	Occupation	Valid Work Permits			Certificates of Exemption			Grand Total		
		Male	Female	Both sexes	Male	Female	Both sexes	Male	Female	Both sexes
Construction (cont'd)	Store Assistant	0	0	0	2	0	2	2	0	2
	Store Clerk	0	0	0	2	0	2	2	0	2
	Store In Charge	0	0	0	2	0	2	2	0	2
	Store In Charge Grade I	0	0	0	1	0	1	1	0	1
	Store Keeper	0	0	0	3	0	3	3	0	3
	Store Keeper Grade I	0	0	0	2	0	2	2	0	2
	Store Keeper Grade 2	0	0	0	1	0	1	1	0	1
	Structural Worker Grade I	1	0	1	0	0	0	1	0	1
	Sub-Contractor	0	0	0	4	0	4	4	0	4
	Supervisor	23	5	28	20	0	20	43	5	48
	Supervisor - Civil	0	0	0	3	0	3	3	0	3
	Supervisor Grade 1	0	0	0	10	0	10	10	0	10
	Supervisor Grade II	0	0	0	7	0	7	7	0	7
	Supervisor/Painter	0	0	0	1	0	1	1	0	1
	Survey Assistant	0	0	0	1	0	1	1	0	1
	Sweeper/Cleaner	0	0	0	11	0	11	11	0	11
	Technical Officer	0	0	0	1	0	1	1	0	1
	Technician	7	0	7	7	0	7	14	0	14
	Technician (Civil)	0	0	0	3	0	3	3	0	3
	Technician Electrical	0	0	0	4	0	4	4	0	4
	Technician (General)	20	0	20	0	0	0	20	0	20
	Technician General Grade I	1	0	1	0	0	0	1	0	1
	Technician Grade I	6	0	6	0	0	0	6	0	6
	Technician Grade II	4	0	4	40	0	40	44	0	44
	Technician Hvac	0	0	0	1	0	1	1	0	1
	Technician It	0	0	0	1	0	1	1	0	1
	Technician Mep	0	0	0	1	0	1	1	0	1
	Technician Plumbing	0	0	0	2	0	2	2	0	2
	Tig & Arc Welder	2	0	2	0	0	0	2	0	2
	Tile Fixer	2	0	2	0	0	0	2	0	2
	Tile Fixer And Granite Fixer	5	0	5	0	0	0	5	0	5
	Tile Fixer And Granite Fixer Grade I	3	0	3	0	0	0	3	0	3
	Tile Fixer And Granite Works	1	0	1	0	0	0	1	0	1
	Tile Granite Works	1	0	1	0	0	0	1	0	1
	Tiles Mason G 1	2	0	2	0	0	0	2	0	2
	Tile Mason Grade II	0	0	0	8	0	8	8	0	8
	Tile Setter	32	0	32	0	0	0	32	0	32
	Tile Setter Grade 2	41	0	41	35	0	35	76	0	76
	Tiler	29	0	29	0	0	0	29	0	29
	Tiler Grade I	11	0	11	8	0	8	19	0	19
	Tiler Grade 2	24	0	24	24	0	24	48	0	48
	Tiles Granite Fixer	1	0	1	0	0	0	1	0	1
	Tiles Layer	8	0	8	0	0	0	8	0	8
	Tiles Layer - Grade I	6	0	6	0	0	0	6	0	6
	Tiles Layer Grade 2	57	0	57	0	0	0	57	0	57
	Tiles Manufacturer And Fixer Grade I	5	0	5	0	0	0	5	0	5
	Tower Crane Operator	0	0	0	2	0	2	2	0	2
	Track Workman	0	0	0	1	0	1	1	0	1
	Track Workman Grade I	0	0	0	2	0	2	2	0	2
	Trainee Engineer	1	0	1	0	0	0	1	0	1
	Transmission Operator Grade I	1	0	1	0	0	0	1	0	1
	Tree Loppers	2	0	2	0	0	0	2	0	2
	Unskilled Worker	4	0	4	285	0	285	289	0	289
	Unskilled Worker Grade 2	0	0	0	105	0	105	105	0	105
	Vehicle Driver, General - Grade II	1	0	1	0	0	0	1	0	1
	Volontaire International En Entreprise (VIE)	0	0	0	1	1	2	1	1	2
	Waterproofing Applicator Operator	6	0	6	0	0	0	6	0	6
	Waterproofing Applicator Operator Grade I	3	0	3	0	0	0	3	0	3
	Welder	29	0	29	0	0	0	29	0	29
	Welder For Fuel Storage Tanks - Grade II	3	0	3	0	0	0	3	0	3
	Welder For Pipeline Works - Grade II	1	0	1	0	0	0	1	0	1
	Welder Gas & Electric Grade II	1	0	1	0	0	0	1	0	1
	Welder General	2	0	2	0	0	0	2	0	2
	Welder Grade 1	27	0	27	3	0	3	30	0	30
	Welder Grade 2	58	0	58	18	0	18	76	0	76
	Welder Tig & Mig	3	0	3	0	0	0	3	0	3
	Welder Tig & Mig Grade II	2	0	2	0	0	0	2	0	2
	Welder/Cutter	1	0	1	0	0	0	1	0	1
	Welder/Fitter	2	0	2	0	0	0	2	0	2
	Welder/Turner	3	0	3	0	0	0	3	0	3
	Sub Total	7091	18	7109	7380	3	7383	14471	21	14492
Wholesale and Retail Trade, Repair of Motor Vehicles, Motorcycles and Personal and Household Goods	Ac Technician	1	0	1	0	0	0	1	0	1
	Account Executive,Network Growth	1	0	1	0	0	0	1	0	1
	Agricultural Labourer Grade I	5	0	5	0	0	0	5	0	5
	Agricultural Supervisor	1	0	1	0	0	0	1	0	1
	Air Conditioning & Refrigeration	3	0	3	0	0	0	3	0	3
	Aircon And Fridge Repairing Technician Grade I	2	0	2	0	0	0	2	0	2
	Aluminium Fabricator	1	0	1	0	0	0	1	0	1
	Andre Enterprise Ltd	1	0	1	0	0	0	1	0	1
	Assembler, Furniture, Wooden Grade I	19	0	19	0	0	0	19	0	19
	Auto Painter Grade II	1	0	1	0	0	0	1	0	1
	Auto Painters	2	0	2	0	0	0	2	0	2
	Autogas Mechanic	2	0	2	0	0	0	2	0	2

Table 38 (Cont'd)- Number of valid work permits and certificates of exemption by industrial group, occupation & sex, as at end of April 2024

Industrial Group	Occupation	Valid Work Permits			Certificates of Exemption			Grand Total		
		Male	Female	Both sexes	Male	Female	Both sexes	Male	Female	Both sexes
Wholesale and Retail Trade, Repair of Motor Vehicles, Motorcycles and Personal and Household Goods (cont'd)	Automobile Electrician	12	0	12	0	0	0	12	0	12
	Automobile Electrician Grade I	1	0	1	0	0	0	1	0	1
	Automobile Electrician Grade II	4	0	4	0	0	0	4	0	4
	Automobile Electronic Technician Grade II	1	0	1	0	0	0	1	0	1
	Automobile Electronic Technician Grade III	1	0	1	0	0	0	1	0	1
	Automobile Mechanic	18	0	18	0	0	0	18	0	18
	Automobile Mechanics Grade I	3	0	3	0	0	0	3	0	3
	Automobile Mechanic Grade II	1	0	1	0	0	0	1	0	1
	Automobile Mechanic, Diesel	1	0	1	0	0	0	1	0	1
	Automobile Mechanics (Fuel/Diesel) Grade I	1	0	1	0	0	0	1	0	1
	Automobile Mechanics (Fuel/ Diesel) Grade II	2	0	2	0	0	0	2	0	2
	Automobile Mechanics(Fuel/Diesel) Grade III	3	0	3	0	0	0	3	0	3
	Automobile Mechanics(Petrol & Diesel) Grade I	2	0	2	0	0	0	2	0	2
	Automobile Motor Electrician Grade II	1	0	1	0	0	0	1	0	1
	Automobile Painter	8	0	8	0	0	0	8	0	8
	Automobile Panel Beater	1	0	1	0	0	0	1	0	1
	Automobile Technician	1	0	1	0	0	0	1	0	1
	Automotive Mechanic	1	0	1	0	0	0	1	0	1
	Automotive Mechanic Grade I	6	0	6	0	0	0	6	0	6
	Bakery Operator	186	1	187	0	0	0	186	1	187
	Ball & Polishing Jeweller	1	0	1	0	0	0	1	0	1
	Biomedical Technician	2	0	2	0	0	0	2	0	2
	Blacksmith	3	0	3	0	0	0	3	0	3
	Booth Painter Grade I	1	0	1	0	0	0	1	0	1
	Brigadier	2	0	2	0	0	0	2	0	2
	Budder Operator	10	0	10	0	0	0	10	0	10
	Budding Operator	3	0	3	0	0	0	3	0	3
	Cabinet Maker	12	0	12	0	0	0	12	0	12
	Cabinet Maker Grade I	5	0	5	0	0	0	5	0	5
	Cabinet Maker Grade II	54	0	54	0	0	0	54	0	54
	Cabinet Maker (Grade III)	4	0	4	0	0	0	4	0	4
	Car Painter	2	0	2	0	0	0	2	0	2
	Car Valeting	7	0	7	0	0	0	7	0	7
	Car Washing Operator	3	0	3	0	0	0	3	0	3
	Carer	0	1	1	0	0	0	0	1	1
	Carpenter	1	0	1	0	0	0	1	0	1
	Carpenter Grade I	10	0	10	0	0	0	10	0	10
	Carpenter Grade II	4	0	4	0	0	0	4	0	4
	Carpenter, General	1	0	1	0	0	0	1	0	1
	Carpet Technician	1	0	1	0	0	0	1	0	1
	Cashmere Carpet Technician	1	0	1	0	0	0	1	0	1
	Chef	0	1	1	0	0	0	0	1	1
	Chicken Slaughtering	2	0	2	0	0	0	2	0	2
	Chief Hybrid Car Technician Grade II	1	0	1	0	0	0	1	0	1
	Coach Builder	1	0	1	0	0	0	1	0	1
	Coach Builder Grade I	1	0	1	0	0	0	1	0	1
	Coach Painter Grade II	1	0	1	0	0	0	1	0	1
	Coffee Operator	1	0	1	0	0	0	1	0	1
	Cold Room Attendant	7	0	7	0	0	0	7	0	7
	Cold Room Operator	9	0	9	0	0	0	9	0	9
	Coldroom Supervisor	1	0	1	0	0	0	1	0	1
	Coldroom Technician	2	0	2	0	0	0	2	0	2
	Commercial Packing Operator	4	0	4	0	0	0	4	0	4
	Conditioning & Refrigeration Technician	1	0	1	0	0	0	1	0	1
	Conditioning And Refrigeration Technician Grade I	3	0	3	0	0	0	3	0	3
	Cook	31	0	31	0	0	0	31	0	31
	Cook For Tandoori And Mughlai Food	1	0	1	0	0	0	1	0	1
	Cook (Halwai)	3	0	3	0	0	0	3	0	3
	Country Manager	1	0	1	0	0	0	1	0	1
	Customer Experience Assistant	1	0	1	0	0	0	1	0	1
	Deboner	2	0	2	0	0	0	2	0	2
	Demand Planner	0	1	1	0	0	0	0	1	1
	Diesel Mechanic	1	0	1	0	0	0	1	0	1
	Director	2	2	4	0	0	0	2	2	4
	Domestic Worker	0	1	1	0	0	0	0	1	1
	Electrical Technician	3	0	3	0	0	0	3	0	3
	Electrician	9	0	9	0	0	0	9	0	9
	Electrician Grade II	13	0	13	0	0	0	13	0	13
	Electrician Motor Vehicle	2	0	2	0	0	0	2	0	2
	Electrician, Motor Vehicle Grade II	2	0	2	0	0	0	2	0	2
	Electricien Automobile - Grade I	1	0	1	0	0	0	1	0	1
	Electronic And Electrical Technician (Grade 1)	1	0	1	0	0	0	1	0	1
	Electronic Mechanic/Autogas Mechanic	6	0	6	0	0	0	6	0	6
	Electronic Mechanic/Autogas Technician	3	0	3	0	0	0	3	0	3
	Electronic Technician	14	0	14	0	0	0	14	0	14
	Embroiderer	10	0	10	0	0	0	10	0	10
	Entrepreneur (Digital Marketing)	1	0	1	0	0	0	1	0	1
	Excavator Operator	7	0	7	0	0	0	7	0	7
	Executive Director	1	0	1	0	0	0	1	0	1
	Experience Packer	5	0	5	0	0	0	5	0	5
	Factory Attendant	2	0	2	0	0	0	2	0	2
	Factory Attendant, Manufacturing	3	0	3	0	0	0	3	0	3

Table 38 (Cont'd)- Number of valid work permits and certificates of exemption by industrial group, occupation & sex, as at end of April 2024

Industrial Group	Occupation	Valid Work Permits			Certificates of Exemption			Grand Total		
		Male	Female	Both sexes	Male	Female	Both sexes	Male	Female	Both sexes
Wholesale and Retail Trade, Repair of Motor Vehicles, Motorcycles and Personal and Household Goods (cont'd)	Factory Operator	30	0	30	0	0	0	30	0	30
	Factory Operator - Fish Processing	6	0	6	0	0	0	6	0	6
	Factory Operator - Meat Processing	20	0	20	0	0	0	20	0	20
	Factory Operator (Opérateur D'Usine)	2	0	2	0	0	0	2	0	2
	False Ceiling Maker/Fixer Grade II	15	0	15	0	0	0	15	0	15
	Fast Food Operator	3	0	3	0	0	0	3	0	3
	Fertigation Operator	1	0	1	0	0	0	1	0	1
	Fertilising Machine Operator	27	0	27	0	0	0	27	0	27
	Fertilizer And Irrigating Officer	2	0	2	0	0	0	2	0	2
	Filing Pump Attendant	3	0	3	0	0	0	3	0	3
	Finishing Carpenter (Grade II)	2	0	2	0	0	0	2	0	2
	Fish Cutting Operator	20	0	20	0	0	0	20	0	20
	Fish/Meat Packer	3	0	3	0	0	0	3	0	3
	Fitter - Grade II	2	0	2	0	0	0	2	0	2
	Food Processing Operator	31	0	31	0	0	0	31	0	31
	Food Processor	7	0	7	0	0	0	7	0	7
	Forklift Driver	1	0	1	0	0	0	1	0	1
	Forklift Truck Operator	1	0	1	0	0	0	1	0	1
	Frigo Boy	13	0	13	0	0	0	13	0	13
	Frigo Worker Grade 2	4	0	4	0	0	0	4	0	4
	Frigorist	15	0	15	0	0	0	15	0	15
	Fruit And Vegetable Grader (Coldroom)	16	0	16	0	0	0	16	0	16
	Fruit And Vegetable Packing Operator	15	0	15	0	0	0	15	0	15
	Furniture Component Assembler Grade II	1	0	1	0	0	0	1	0	1
	Garage Supervisor Grade 1	1	0	1	0	0	0	1	0	1
	Garde Malade	2	0	2	0	0	0	2	0	2
	Garment Designer	1	0	1	0	0	0	1	0	1
	Garment Embroiderer	7	0	7	0	0	0	7	0	7
	General Technician	6	0	6	0	0	0	6	0	6
	Glass Cutter	3	0	3	0	0	0	3	0	3
	Glass Cutter Grade 1	10	0	10	0	0	0	10	0	10
	Glass Factory Operator	5	0	5	0	0	0	5	0	5
	Grade 1 Air Con And Fridge Repairing Technician	1	0	1	0	0	0	1	0	1
	Grader Coldroom	1	0	1	0	0	0	1	0	1
	Granite Cutter	22	0	22	0	0	0	22	0	22
	Granite Cutter And Polisher	2	0	2	0	0	0	2	0	2
	Granite Cutter And Polisher Grade II	1	0	1	0	0	0	1	0	1
	Granite Technician	5	0	5	0	0	0	5	0	5
	Granite Technician Grade 1	2	0	2	0	0	0	2	0	2
	Granite Technician Grade 2	1	0	1	0	0	0	1	0	1
	Granite Worker	1	1	2	0	0	0	1	1	2
	Granite Worker Grade II	4	0	4	0	0	0	4	0	4
	Greenhouse And Budding Operator	22	0	22	0	0	0	22	0	22
	Greenhouse Operator	3	0	3	0	0	0	3	0	3
	Grinding Machine Operator	3	0	3	0	0	0	3	0	3
	Grinding Machine Operator Grade 2	3	0	3	0	0	0	3	0	3
	Grinding Mill Operator	7	0	7	0	0	0	7	0	7
	Hand Diamond Cutter	1	0	1	0	0	0	1	0	1
	Hand Embroiderer	1	0	1	0	0	0	1	0	1
	Hand Packer	6	0	6	0	0	0	6	0	6
	Head Of Business Development	0	1	1	0	0	0	0	1	1
	Heating & Cooling Technician Grade II	1	0	1	0	0	0	1	0	1
	Heavy Equipment Service Mechanics	1	0	1	0	0	0	1	0	1
	Heavy Equipments Electrician	1	0	1	0	0	0	1	0	1
	Heavy Equipments Service Mecanic	1	0	1	0	0	0	1	0	1
	Heavy Mechanic Grade I	1	0	1	0	0	0	1	0	1
	Helper	1	0	1	0	0	0	1	0	1
	House Worker	1	0	1	0	0	0	1	0	1
	Housekeeper	1	0	1	0	0	0	1	0	1
	Hvac/Ac Technician	2	0	2	0	0	0	2	0	2
	Hybrid And Electric Vehicle Technician	1	0	1	0	0	0	1	0	1
	Hybrid Car Mechanic Grade II	2	0	2	0	0	0	2	0	2
	Hybrid Mechanic Grade II	1	0	1	0	0	0	1	0	1
	Hydroponic Farmer	4	0	4	0	0	0	4	0	4
	Import/Export Manager (Spain & South American Countries)	1	0	1	0	0	0	1	0	1
	Indian Sweet Maker	2	0	2	0	0	0	2	0	2
	Interior Designer	1	0	1	0	0	0	1	0	1
	Jeweller	10	0	10	0	0	0	10	0	10
	Jeweller Designer	1	0	1	0	0	0	1	0	1
	Jewellery Engraver & Enameller	1	0	1	0	0	0	1	0	1
	Jig Designer For Furniture Components Grade II	1	0	1	0	0	0	1	0	1
	Kitchen Helper	0	1	1	0	0	0	0	1	1
	Knitting Machine Operator	2	0	2	0	0	0	2	0	2
	Lathe Machine Operator	1	0	1	0	0	0	1	0	1
	Line Boring Machine Operator	1	0	1	0	0	0	1	0	1
	Looping Machine Operator	3	0	3	0	0	0	3	0	3
	Machine Operator	70	1	71	0	0	0	70	1	71
	Machine Operator - Grade 2	10	0	10	0	0	0	10	0	10
	Machine Operator Embroidery	1	0	1	0	0	0	1	0	1
	Machine Operator Food Processing	1	0	1	0	0	0	1	0	1

Table 38 (Cont'd)- Number of valid work permits and certificates of exemption by industrial group, occupation & sex, as at end of April 2024

Industrial Group	Occupation	Valid Work Permits			Certificates of Exemption			Grand Total		
		Male	Female	Both sexes	Male	Female	Both sexes	Male	Female	Both sexes
Wholesale and Retail Trade, Repair of Motor Vehicles, Motorcycles and Personal and Household Goods (cont'd)	Machine Operator - Wood Product	2	0	2	0	0	0	2	0	2
	Machine Packing Operator	1	0	1	0	0	0	1	0	1
	Machine Technician	10	0	10	0	0	0	10	0	10
	Maid	5	3	8	0	0	0	5	3	8
	Marketing Officer	0	1	1	0	0	0	0	1	1
	Mason	1	0	1	0	0	0	1	0	1
	Mason Grade I	2	0	2	0	0	0	2	0	2
	Meat Cutting Operator	4	0	4	0	0	0	4	0	4
	Meat Slicers	2	0	2	0	0	0	2	0	2
	Mecanicien - Grade I	1	0	1	0	0	0	1	0	1
	Mecanicien Automobile - Grade I	1	0	1	0	0	0	1	0	1
	Mechanic	20	0	20	0	0	0	20	0	20
	Mechanic Grade I	5	0	5	0	0	0	5	0	5
	Mechanic Motor Vehicle	3	0	3	0	0	0	3	0	3
	Medical Laboratory Assistant	1	0	1	0	0	0	1	0	1
	Melting Furnace Man	1	0	1	0	0	0	1	0	1
	Mig Welder Grade I	4	0	4	0	0	0	4	0	4
	Milling Machine Operator	1	0	1	0	0	0	1	0	1
	Mixer	3	0	3	0	0	0	3	0	3
	Mobile Phone Technician	4	0	4	0	0	0	4	0	4
	Motor Mechanic	10	0	10	0	0	0	10	0	10
	Motor Mechanic Grade I	1	0	1	0	0	0	1	0	1
	Motor Mechanic Grade II	4	0	4	0	0	0	4	0	4
	Motor Vehicle Electrician Grade I	2	0	2	0	0	0	2	0	2
	Motor Vehicle Mechanic	4	0	4	0	0	0	4	0	4
	Motor Vehicle Mechanic Hybrid Car Technology Grade I	2	0	2	0	0	0	2	0	2
	Motor Vehicles Mechanic (Hybrid Car Technology)	1	0	1	0	0	0	1	0	1
	Motorcycle Mechanic	2	0	2	0	0	0	2	0	2
	Mould Maker	2	0	2	0	0	0	2	0	2
	Nanny	0	1	1	0	0	0	0	1	1
	Operateur D'Usine	3	0	3	0	0	0	3	0	3
	Operation And Project Manager	1	0	1	0	0	0	1	0	1
	Operator For Helping Smelting Process	6	0	6	0	0	0	6	0	6
	Oven Operator	16	0	16	0	0	0	16	0	16
	Owner Snack Shop	1	0	1	0	0	0	1	0	1
	Packaging Machine Operator	2	0	2	0	0	0	2	0	2
	Packer	5	0	5	0	0	0	5	0	5
	Packer Hand (Factory Operator)	3	0	3	0	0	0	3	0	3
	Packing Machine Operator	349	3	352	0	0	0	349	3	352
	Packing And Labelling Operator	18	0	18	0	0	0	18	0	18
	Packing Machine Operator (Cold Room)	20	0	20	0	0	0	20	0	20
	Painter	5	0	5	0	0	0	5	0	5
	Painter Grade I	5	0	5	0	0	0	5	0	5
	Painter/Varnisher	1	0	1	0	0	0	1	0	1
	Panel Beater	17	0	17	0	0	0	17	0	17
	Panel Beater - Grade I	3	0	3	0	0	0	3	0	3
	Panel Beater - Grade II	6	0	6	0	0	0	6	0	6
	Pastry Chef	8	0	8	0	0	0	8	0	8
	Pastry Cook	7	0	7	0	0	0	7	0	7
	Pastry Maker	97	0	97	0	0	0	97	0	97
	Pastry Maker Grade II	4	0	4	0	0	0	4	0	4
	Pastry Operator	17	0	17	0	0	0	17	0	17
	Pest Control Operator	1	0	1	0	0	0	1	0	1
	Pharmacist In-Charge	0	1	1	0	0	0	0	1	1
	Pharmacy Dispenser	1	0	1	0	0	0	1	0	1
	Planning Machine Operator (Grade I)	3	0	3	0	0	0	3	0	3
	Plasterer Grade I	1	0	1	0	0	0	1	0	1
	Plastic Extruding Machine Operator	1	0	1	0	0	0	1	0	1
	Plucker	17	0	17	0	0	0	17	0	17
	Plumber / Pipe Fitter	1	0	1	0	0	0	1	0	1
	Plumber And Pipe Fitter Grade II	5	0	5	0	0	0	5	0	5
	Processing Operator	9	0	9	0	0	0	9	0	9
	Professional Carpenter	2	0	2	0	0	0	2	0	2
	Professional Electronic Technician	1	0	1	0	0	0	1	0	1
	Professional Granite Worker	1	0	1	0	0	0	1	0	1
	Pump And Tank Technician	1	0	1	0	0	0	1	0	1
	Pumping Station Operator	3	0	3	0	0	0	3	0	3
	Remelting Technician	1	0	1	0	0	0	1	0	1
	Sales And Marketing Development Manager	1	0	1	0	0	0	1	0	1
	Sales Demonstrator	16	0	16	0	0	0	16	0	16
	Salesperson	1	0	1	0	0	0	1	0	1
	Salesperson, Retail Trade	0	1	1	0	0	0	0	1	1
	Self Employed	1	0	1	0	0	0	1	0	1
	Service Engineer	1	0	1	0	0	0	1	0	1
	Sewing Machine Operator	19	0	19	0	0	0	19	0	19
	Sheet Metal Worker Grade I	2	0	2	0	0	0	2	0	2
	Shelf Workers	141	25	166	0	0	0	141	25	166
	Shop Assistant	3	0	3	0	0	0	3	0	3
	Shop Assistant, Retail Sale Of Poultry In Stores	1	0	1	0	0	0	1	0	1
	Shop Attendant	1	0	1	0	0	0	1	0	1
	Skilled Aluminium Fabricator	2	0	2	0	0	0	2	0	2

Table 38 (Cont'd)- Number of valid work permits and certificates of exemption by industrial group, occupation & sex, as at end of April 2024

Industrial Group	Occupation	Valid Work Permits			Certificates of Exemption			Grand Total		
		Male	Female	Both sexes	Male	Female	Both sexes	Male	Female	Both sexes
Wholesale and Retail Trade, Repair of Motor Vehicles, Motorcycles and Personal and Household Goods (cont'd)	Skilled Aluminium Fabricator - Grade II	11	0	11	0	0	0	11	0	11
	Skilled General Cook	3	0	3	0	0	0	3	0	3
	Skilled Glass Cutter	2	0	2	0	0	0	2	0	2
	Skilled Glass Cutter - Grade II	12	0	12	0	0	0	12	0	12
	Skilled Jeweler	2	0	2	0	0	0	2	0	2
	Skilled Jeweller	1	0	1	0	0	0	1	0	1
	Slicer / Cutter/ Cleaner/ Packer Grade I	1	0	1	0	0	0	1	0	1
	Specialised Cook (Exclusive Indian Sweets)	1	0	1	0	0	0	1	0	1
	Specialist Torchlight Technician	1	0	1	0	0	0	1	0	1
	Steam Boiler Operator Grade II	2	0	2	0	0	0	2	0	2
	Storekeeper	3	0	3	0	0	0	3	0	3
	Tailor	2	1	3	0	0	0	2	1	3
	Tailor (Specialized Pullover Stitching)	1	0	1	0	0	0	1	0	1
	Tandoori And Mughlai Cook	1	0	1	0	0	0	1	0	1
	Technical Manager (Level 10)	1	0	1	0	0	0	1	0	1
	Technical Officer	1	0	1	0	0	0	1	0	1
	Technician	10	0	10	0	0	0	10	0	10
	Technician For Air Conditioner And Refrigerator	2	0	2	0	0	0	2	0	2
	Technician Mobile	1	0	1	0	0	0	1	0	1
	Technician Officer	1	0	1	0	0	0	1	0	1
	Technician White Goods	1	0	1	0	0	0	1	0	1
	Temple Artist (Mounting And Painting)	6	0	6	0	0	0	6	0	6
	Temple Artists (Mounting & Painting Grade 2)	2	0	2	0	0	0	2	0	2
	Therapist	1	1	2	0	0	0	1	1	2
	Tig Welder Grade I	1	0	1	0	0	0	1	0	1
	Turner Fitter Grade I	1	0	1	0	0	0	1	0	1
	Tyre Person	3	0	3	0	0	0	3	0	3
	Upholsterer	3	0	3	0	0	0	3	0	3
	Upholsterer Grade I	4	0	4	0	0	0	4	0	4
	Upholsterer Grade II	15	0	15	0	0	0	15	0	15
	Upholsterer/Car Valetting	5	0	5	0	0	0	5	0	5
	Varnisher Grade Ii	1	0	1	0	0	0	1	0	1
	Vegetable Packing Machine Operator	1	0	1	0	0	0	1	0	1
	Ware House Operator	10	0	10	0	0	0	10	0	10
	Welder	32	0	32	0	0	0	32	0	32
	Welder Grade I	8	0	8	0	0	0	8	0	8
	Welder - Grade II	8	0	8	0	0	0	8	0	8
	Welder Gas Grade II	2	0	2	0	0	0	2	0	2
	Welder Mig/Gas Grade II	4	0	4	0	0	0	4	0	4
	Welder Tig & Mig	8	0	8	0	0	0	8	0	8
	Welder, Mig	1	0	1	0	0	0	1	0	1
	Wheel Balancer And Aligner	1	0	1	0	0	0	1	0	1
	Wood Carver (Grade I)	3	0	3	0	0	0	3	0	3
	Wood Carver Grade II	1	0	1	0	0	0	1	0	1
	Wood Polisher Grade II	4	0	4	0	0	0	4	0	4
	Sub Total	2179	48	2227	0	0	0	2179	48	2227
Transport, Storage and Communications	Assistante Commerciale	1	0	1	0	0	0	1	0	1
	Auto Mechanic	4	0	4	0	0	0	4	0	4
	Automobile Electrician	3	0	3	0	0	0	3	0	3
	Automobile Mechanic	1	0	1	0	0	0	1	0	1
	Automobile Mechanic (Petrol & Diesel) Grade II	4	0	4	0	0	0	4	0	4
	Automobile Mechanic (Petrol & Diesel) Grade III	3	0	3	0	0	0	3	0	3
	Automobile Mechanic Grade III	7	0	7	0	0	0	7	0	7
	Automotive Mechanic Level 3	1	0	1	0	0	0	1	0	1
	Cable Jointer Grade II	1	0	1	0	0	0	1	0	1
	Cable Splicer	4	0	4	0	0	0	4	0	4
	Cable Technician	3	0	3	0	0	0	3	0	3
	Call Centre Operator	76	112	188	0	0	0	76	112	188
	Chief Engineer	0	0	0	1	0	1	1	0	1
	Coach Builder	1	0	1	0	0	0	1	0	1
	Coach Builder Grade II	2	0	2	0	0	0	2	0	2
	Coach Painter Grade II	2	0	2	0	0	0	2	0	2
	Cold Room Attendant	9	0	9	0	0	0	9	0	9
	Cold Room Technician	3	0	3	0	0	0	3	0	3
	Conseiller Pedagogique	1	1	2	0	0	0	1	1	2
	Cook	4	0	4	0	0	0	4	0	4
	Diesel Machanic	3	0	3	0	0	0	3	0	3
	Director	2	0	2	0	0	0	2	0	2
	E Project Manager	0	1	1	0	0	0	0	1	1
	Electric Welder	4	0	4	0	0	0	4	0	4
	Electrician	1	0	1	0	0	0	1	0	1
	Electrician Grade II	2	0	2	0	0	0	2	0	2
	Electrician, Heavy Vehicle	1	0	1	0	0	0	1	0	1
	Electronic Technician	1	0	1	0	0	0	1	0	1
	Engineer Of Multimedia Communications	1	0	1	0	0	0	1	0	1
	Excavator Operator	3	0	3	0	0	0	3	0	3
	Fish Cutter	1	0	1	0	0	0	1	0	1
	Fitter Grade II	4	0	4	0	0	0	4	0	4

Table 38 (Cont'd)- Number of valid work permits and certificates of exemption by industrial group, occupation & sex, as at end of April 2024

Industrial Group	Occupation	Valid Work Permits			Certificates of Exemption			Grand Total		
		Male	Female	Both sexes	Male	Female	Both sexes	Male	Female	Both sexes
Transport, Storage and Communications (cont'd)	Formatrice	0	1	1	0	0	0	0	1	1
	Frigo Boy	2	0	2	0	0	0	2	0	2
	Frigorist	11	0	11	0	0	0	11	0	11
	Gas Welder	1	0	1	0	0	0	1	0	1
	Granite Cutter And Polisher	1	0	1	0	0	0	1	0	1
	Grinding Machine Operator	4	0	4	0	0	0	4	0	4
	Hvac Technician	2	0	2	0	0	0	2	0	2
	Hydraulic Technician	1	0	1	0	0	0	1	0	1
	Lorry Driver Grade I	1	0	1	0	0	0	1	0	1
	Machine Operator	1	0	1	0	0	0	1	0	1
	Maid (Household)	1	0	1	0	0	0	1	0	1
	Marketing Director	1	0	1	0	0	0	1	0	1
	Mechanic	6	0	6	0	0	0	6	0	6
	Mechanic Grade III	4	0	4	0	0	0	4	0	4
	Mechanic Level 2	1	0	1	0	0	0	1	0	1
	Metal Galvaniser Grade II	9	0	9	0	0	0	9	0	9
	Operator Officer	0	1	1	0	0	0	0	1	1
	Packing Machine Operator	1	0	1	0	0	0	1	0	1
	Panel Beater	1	0	1	0	0	0	1	0	1
	Panel Beater Grade II	1	0	1	0	0	0	1	0	1
	Poultry Farm Worker (Grade 2)	5	0	5	0	0	0	5	0	5
	Production Operator	1	0	1	0	0	0	1	0	1
	Refrigeration System Operator	5	0	5	0	0	0	5	0	5
	Rigger - Grade I	6	0	6	0	0	0	6	0	6
	Sales Executive	0	1	1	0	0	0	0	1	1
	Ship Supply Assistant	1	0	1	0	0	0	1	0	1
	Site Agent	1	0	1	0	0	0	1	0	1
	Skilled Panel Beater	2	0	2	0	0	0	2	0	2
	Skipper	0	0	0	1	0	1	1	0	1
	Store Attendant	1	0	1	0	0	0	1	0	1
	Superviseur	0	1	1	0	0	0	0	1	1
	Technician	1	0	1	0	0	0	1	0	1
	Telecom Technician	3	0	3	0	0	0	3	0	3
	Translator	1	0	1	0	0	0	1	0	1
	Tyreperson	1	0	1	0	0	0	1	0	1
	Tyreperson Grade II	2	0	2	0	0	0	2	0	2
	Welder	1	0	1	0	0	0	1	0	1
	Welder Grade II	4	0	4	0	0	0	4	0	4
	Sub Total	237	118	355	2	0	2	239	118	357
Hotels and Restaurants	African Cuisine Cook	1	1	2	0	0	0	1	1	2
	Air Conditioning And Refrigerating Technician	2	0	2	0	0	0	2	0	2
	Assistant Bar Manager	1	0	1	0	0	0	1	0	1
	Assistant Cook	11	1	12	0	0	0	11	1	12
	Assistant Cook Indian Cuisine	1	0	1	0	0	0	1	0	1
	Assistant Food & Beverage Manager	1	0	1	0	0	0	1	0	1
	Assistant Indian Cook	1	0	1	0	0	0	1	0	1
	Assistant It Manager	1	0	1	0	0	0	1	0	1
	Assistant Restaurant Manager	2	0	2	0	0	0	2	0	2
	Ayurvedic Spa Therapist	2	0	2	0	0	0	2	0	2
	Baker	2	0	2	0	0	0	2	0	2
	Bakery Operator	3	0	3	0	0	0	3	0	3
	Barista	2	2	4	0	0	0	2	2	4
	Barman	1	0	1	0	0	0	1	0	1
	Bartender	1	0	1	0	0	0	1	0	1
	Boutique Sales	1	0	1	0	0	0	1	0	1
	Butler	5	0	5	0	0	0	5	0	5
	Cabinet Maker	5	0	5	0	0	0	5	0	5
	Carer	1	2	3	0	0	0	1	2	3
	Carpenter	2	0	2	0	0	0	2	0	2
	Chef	26	3	29	0	0	0	26	3	29
	Chef De Partie	11	1	12	0	0	0	11	1	12
	Chef De Partie (Pastry)	1	0	1	0	0	0	1	0	1
	Chef De Partie (Vietnamese Cuisine)	2	0	2	0	0	0	2	0	2
	Chef De Partie- Cold Kitchen	1	0	1	0	0	0	1	0	1
	Chef De Partie, Bakery	1	0	1	0	0	0	1	0	1
	Chef General	1	0	1	0	0	0	1	0	1
	Chef-Indian Cuisine	1	0	1	0	0	0	1	0	1
	Chief Cook	1	0	1	0	0	0	1	0	1
	Comparer	1	0	1	0	0	0	1	0	1
	Continental Cook	2	0	2	0	0	0	2	0	2
	Cook	314	5	319	0	0	0	314	5	319
	Cook And Food Packing Operator	1	0	1	0	0	0	1	0	1
	Cook - Chinese Cuisine	4	1	5	0	0	0	4	1	5
	Cook Grade I	2	0	2	0	0	0	2	0	2
	Cook Indian Cuisine	3	0	3	0	0	0	3	0	3
	Cook, Thai Cuisine	1	0	1	0	0	0	1	0	1
	Cook,General	5	0	5	0	0	0	5	0	5
	Curry And Tandoori Chef	1	0	1	0	0	0	1	0	1

Table 38 (Cont'd)- Number of valid work permits and certificates of exemption by industrial group, occupation & sex, as at end of April 2024

Industrial Group	Occupation	Valid Work Permits			Certificates of Exemption			Grand Total		
		Male	Female	Both sexes	Male	Female	Both sexes	Male	Female	Both sexes
Hotels and Restaurants (cont'd)	Dosa Cook	4	0	4	0	0	0	4	0	4
	Electrical Technician	2	0	2	0	0	0	2	0	2
	Electrician Specialist	1	0	1	0	0	0	1	0	1
	Electronic Specialist	1	0	1	0	0	0	1	0	1
	E-Marketing Executive - German Speaking	0	1	1	0	0	0	0	1	1
	Executive Sous Chef	1	0	1	0	0	0	1	0	1
	Fast-Food Operator	15	0	15	0	0	0	15	0	15
	Food Packing Operator	3	0	3	0	0	0	3	0	3
	Food Processing Operator	1	0	1	0	0	0	1	0	1
	Food Processor	21	0	21	0	0	0	21	0	21
	Guest Relation Agent	0	1	1	0	0	0	0	1	1
	Guest Relation Officer	0	1	1	0	0	0	0	1	1
	Head Chef	4	0	4	0	0	0	4	0	4
	Head Pastry Cook	3	0	3	0	0	0	3	0	3
	Housekeeping Attendant	1	0	1	0	0	0	1	0	1
	Housekeeping Technician	5	0	5	0	0	0	5	0	5
	Indian Cook	16	0	16	0	0	0	16	0	16
	Indian Chinese Cook	6	0	6	0	0	0	6	0	6
	Indian Curry Cook	1	0	1	0	0	0	1	0	1
	Indian Jain Cook	1	0	1	0	0	0	1	0	1
	Indian Special Cuisine Cook	1	0	1	0	0	0	1	0	1
	Indian Sweet Maker	4	0	4	0	0	0	4	0	4
	Indian Tandoori Cook	1	0	1	0	0	0	1	0	1
	Kebab Specialist	4	0	4	0	0	0	4	0	4
	Kitchen And Laundry Technician	2	0	2	0	0	0	2	0	2
	Kitchen Helper	2	1	3	0	0	0	2	1	3
	Lead Spa Therapist	0	1	1	0	0	0	0	1	1
	Machine Operator	1	0	1	0	0	0	1	0	1
	Machine Operator Food Processor	2	0	2	0	0	0	2	0	2
	Machine Paint Operator	1	0	1	0	0	0	1	0	1
	Maid(Household Employee)	1	0	1	0	0	0	1	0	1
	Maintenance Officer	1	0	1	0	0	0	1	0	1
	Maintenance Technicians/Carpenter	11	0	11	0	0	0	11	0	11
	Manager	1	0	1	0	0	0	1	0	1
	Manufacturing Paint Operator	1	0	1	0	0	0	1	0	1
	Marble Polisher	6	0	6	0	0	0	6	0	6
	Mini Club Entertainer	0	1	1	0	0	0	0	1	1
	Musician	2	2	4	0	0	0	2	2	4
	Packing Machine Operator	9	0	9	0	0	0	9	0	9
	Pastry Maker	7	5	12	0	0	0	7	5	12
	Petit Club Entertainer	0	2	2	0	0	0	0	2	2
	Professional Cook	2	0	2	0	0	0	2	0	2
	Punjabi Indian Food	1	0	1	0	0	0	1	0	1
	Receptionist	1	1	2	0	0	0	1	1	2
	Restaurant Manager	1	0	1	0	0	0	1	0	1
	Restaurant Supervisor	1	0	1	0	0	0	1	0	1
	Room Attendant	3	0	3	0	0	0	3	0	3
	Safetogether Manager	1	0	1	0	0	0	1	0	1
	Security Guard	1	0	1	0	0	0	1	0	1
	Skilled Cook	3	0	3	0	0	0	3	0	3
	Skilled Pastry Cook	2	0	2	0	0	0	2	0	2
	Skilled Professional Cook	2	0	2	0	0	0	2	0	2
	Snack Machine Operator	8	0	8	0	0	0	8	0	8
	Social Media Strategist	1	0	1	0	0	0	1	0	1
	Sous Chef	5	0	5	0	0	0	5	0	5
	South Indian Cook	2	0	2	0	0	0	2	0	2
	South Indian Dosa Specialist	1	0	1	0	0	0	1	0	1
	Spa Therapist	1	7	8	0	0	0	1	7	8
	Steward	4	0	4	0	0	0	4	0	4
	Sushi Chef	1	0	1	0	0	0	1	0	1
	Sweet Maker	2	0	2	0	0	0	2	0	2
	Tandoor Cook	17	0	17	0	0	0	17	0	17
	Tennis Coach	0	1	1	0	0	0	0	1	1
	Tennis Instructor	1	0	1	0	0	0	1	0	1
	Tile Setter	1	0	1	0	0	0	1	0	1
	"Volontaire De Solidarite International (VSI)"	0	0	0	0	1	1	0	1	1
	Waiter	11	2	13	0	0	0	11	2	13
	Waiter/Waitress, General	4	0	4	0	0	0	4	0	4
	Watersport Instructor	1	0	1	0	0	0	1	0	1
	Welcome And Service Coordinator	1	1	2	0	0	0	1	1	2
	Welcome And Service Supervisor	1	0	1	0	0	0	1	0	1
	Welding Specialist	1	0	1	0	0	0	1	0	1
	Sub Total	649	43	692	0	1	1	649	44	693
Information Technology	Associate Executive	1	0	1	0	0	0	1	0	1
	Business Development Manager	0	1	1	0	0	0	0	1	1
	Cabinet Maker Grade II	3	0	3	0	0	0	3	0	3
	Charge Clientele	1	0	1	0	0	0	1	0	1
	Chargee De Recrutement	0	1	1	0	0	0	0	1	1
	Consultant	1	1	2	0	0	0	1	1	2
	Database Engineer	0	1	1	0	0	0	0	1	1

Table 38 (Cont'd)- Number of valid work permits and certificates of exemption by industrial group, occupation & sex, as at end of April 2024

Industrial Group	Occupation	Valid Work Permits			Certificates of Exemption			Grand Total		
		Male	Female	Both sexes	Male	Female	Both sexes	Male	Female	Both sexes
Information Technology (cont'd)	Director	6	0	6	0	0	0	6	0	6
	Handyman	2	0	2	0	0	0	2	0	2
	Ingénieur Concepteur	1	0	1	0	0	0	1	0	1
	Managing Director	1	0	1	0	0	0	1	0	1
	Medical Vetting Officer	0	1	1	0	0	0	0	1	1
	Project Manager	1	0	1	0	0	0	1	0	1
	Proxy Product Owner	0	1	1	0	0	0	0	1	1
	Reefer Technician	1	0	1	0	0	0	1	0	1
	Research Officer Grade 2	1	0	1	0	0	0	1	0	1
	Sales Representative	1	0	1	0	0	0	1	0	1
	Technical Engineer	2	0	2	0	0	0	2	0	2
	Technician (For Chips Level And Motherboard Repairs)	1	0	1	0	0	0	1	0	1
	Telecom Supervisor	1	1	2	0	0	0	1	1	2
	Trust & Safety Associate	2	1	3	0	0	0	2	1	3
	Sub Total	26	8	34	0	0	0	26	8	34
Financial Intermediation	Administration And Protocol Officer	0	0	0	0	1	1	0	1	1
	Administrative Assistant	0	0	0	0	1	1	0	1	1
	Branch Head	1	0	1	0	0	0	1	0	1
	Branch Manager	1	0	1	0	0	0	1	0	1
	Cash Reconciliation Officer	0	1	1	0	0	0	0	1	1
	Chief Executive Officer	0	0	0	1	0	1	1	0	1
	Chief Manager, Credit Function	1	1	2	0	0	0	1	1	2
	Chief Manager, Digital Function	1	0	1	0	0	0	1	0	1
	Chief Manager, Finance Function	1	0	1	0	0	0	1	0	1
	Chief Manager, Global Business Branch	1	0	1	0	0	0	1	0	1
	Chief Manager, It Function	1	0	1	0	0	0	1	0	1
	Chief Manager, Port Louis	1	0	1	0	0	0	1	0	1
	Chief Manager, Risk Management Function	1	0	1	0	0	0	1	0	1
	Chief Operation Officer	2	0	2	0	0	0	2	0	2
	Chief Risk Officer	0	1	1	0	0	0	0	1	1
	Communication And Protocol Officer / Presidency	0	0	0	0	1	1	0	1	1
	Consultant	0	0	0	0	1	1	0	1	1
	Country Manager	1	0	1	0	0	0	1	0	1
	Coverage Officer	0	0	0	0	1	1	0	1	1
	Deputy Director	0	0	0	1	0	1	1	0	1
	Deputy Group Managing Director & Compliance And Risk Management	0	0	0	0	1	1	0	1	1
	Deputy Group Md & General Counsel	0	0	0	1	0	1	1	0	1
	Director, Eastern And Southern African Trade Advisers Limited (Esatal)	0	0	0	1	0	1	1	0	1
	Director-Operations/ Chief Executive Officer	1	0	1	0	0	0	1	0	1
	Equity Investment Manager/Co-Lead Asset Management	0	0	0	0	1	1	0	1	1
	Executive Director, Trade Captive Insurance	0	0	0	1	0	1	1	0	1
	Executive, Corporate Affairs And Investors Relations	0	0	0	0	1	1	0	1	1
	Finance Manager (Life Division)	1	0	1	0	0	0	1	0	1
	Fisherman/Deckhand	0	0	0	4	0	4	4	0	4
	Group Executive, Corporate Services And Administration	0	0	0	0	1	1	0	1	1
	Group Executive, Financial Management	0	0	0	1	0	1	1	0	1
	Head, Coverage, Indian Ocean-Lusophone Africa	0	0	0	1	0	1	1	0	1
	Internal Auditor	0	1	1	0	0	0	0	1	1
	Junior Analyst	0	0	0	0	1	1	0	1	1
	Manager - Mauritius Branch	1	0	1	0	0	0	1	0	1
	Manager (Sso) Satellite Office - Mauritius Branch	1	0	1	0	0	0	1	0	1
	Manager (Treasury)	1	0	1	0	0	0	1	0	1
	Manager Global Business	1	0	1	0	0	0	1	0	1
	Manager Global Credit	1	0	1	0	0	0	1	0	1
	Manager Money Market Forex And Investment	1	0	1	0	0	0	1	0	1
	Manager Risk	1	0	1	0	0	0	1	0	1
	Managing Director & Ceo	2	0	2	0	0	0	2	0	2
	"Nouvelle Coordinatrice Ocean Indien"	0	0	0	0	1	1	0	1	1
	"Nouvelle Directrice"	0	0	0	0	1	1	0	1	1
	President Emeritus & Group Managing Director (MD)	0	0	0	1	0	1	1	0	1
	Principal Country Programme	0	0	0	0	1	1	0	1	1
	Senior Manager	1	0	1	0	0	0	1	0	1
	Senior Manager - Back Office Treasury	1	0	1	0	0	0	1	0	1
	Treasury Operations	1	0	1	0	0	0	1	0	1
	Senior Manager, Compliance Function	1	0	1	0	0	0	1	0	1
	Senior Manager, Credit Function	1	0	1	0	0	0	1	0	1
	Senior Manager, Hrm & Admin Function	0	1	1	0	0	0	0	1	1
	Treasury & Corporate Services Officer	0	0	0	0	1	1	0	1	1
	Vice President	1	0	1	0	0	0	1	0	1
	Vice-President Corporate Banking	0	1	1	0	0	0	0	1	1
	"Volontaire Internationale (VI)"	0	0	0	1	1	2	1	1	2
	Sub Total	29	6	35	13	15	28	42	21	63
Real Estate, Renting and Business Activities	Accounts Supervisor	1	0	1	0	0	0	1	0	1
	Administrative Executive	0	1	1	0	0	0	0	1	1
	Assistant	1	0	1	0	0	0	1	0	1
	Assistant Manager	0	1	1	0	0	0	0	1	1
	Babysitter	0	2	2	0	0	0	0	2	2
	Business Consultant	1	0	1	0	0	0	1	0	1

Table 38 (Cont'd)- Number of valid work permits and certificates of exemption by industrial group, occupation & sex, as at end of April 2024

Industrial Group	Occupation	Valid Work Permits			Certificates of Exemption			Grand Total		
		Male	Female	Both sexes	Male	Female	Both sexes	Male	Female	Both sexes
Real Estate, Renting and Business Activities (Cont'd)	Business Development Executive	1	0	1	0	0	0	1	0	1
	Business Development Manager	1	0	1	0	0	0	1	0	1
	Carpenter Grade II	4	0	4	0	0	0	4	0	4
	Chinese Cook	1	0	1	0	0	0	1	0	1
	Collection Officer Junior	0	1	1	0	0	0	0	1	1
	Consultant In Art & Gallery	0	1	1	0	0	0	0	1	1
	Consultant(Logistic)	1	0	1	0	0	0	1	0	1
	Consultante	0	1	1	0	0	0	0	1	1
	Cook (Indian Food & Mithai)	1	0	1	0	0	0	1	0	1
	Decorative Assistant/ Tent Erector	3	0	3	0	0	0	3	0	3
	Director	1	2	3	0	0	0	1	2	3
	Domestic Carer	0	1	1	0	0	0	0	1	1
	Ductman Grade I	2	0	2	0	0	0	2	0	2
	Electrician	1	0	1	0	0	0	1	0	1
	Electrician Grade I	2	0	2	0	0	0	2	0	2
	General Maintenance - Pool Technician	6	0	6	0	0	0	6	0	6
	General Maintenance - Pool Technician/ Caretaker	5	0	5	0	0	0	5	0	5
	General Worker	3	0	3	0	0	0	3	0	3
	General Worker Grade A	1	0	1	0	0	0	1	0	1
	Greenhouse And Budding Operator - Grade II	3	0	3	0	0	0	3	0	3
	Head Of Production	1	0	1	0	0	0	1	0	1
	Helper	11	0	11	0	0	0	11	0	11
	Jurist	1	0	1	0	0	0	1	0	1
	Lamination Operator	1	0	1	0	0	0	1	0	1
	Landscape Artist Consultant	1	0	1	0	0	0	1	0	1
	Landscaper	1	0	1	0	0	0	1	0	1
	Machine Operator	3	0	3	0	0	0	3	0	3
	Maid (Household)	1	0	1	0	0	0	1	0	1
	Maintenance And Operator	1	0	1	0	0	0	1	0	1
	Maintenance Technician	3	0	3	0	0	0	3	0	3
	Manager: International Projects	0	1	1	0	0	0	0	1	1
	Managing Director	0	1	1	0	0	0	0	1	1
	Marquees Erector	3	0	3	0	0	0	3	0	3
	Mason Grade II	4	0	4	0	0	0	4	0	4
	Mechanical Fitter	1	0	1	0	0	0	1	0	1
	Packing Machine Operator	64	1	65	0	0	0	64	1	65
	Packing Machine Operator Grade 2	5	0	5	0	0	0	5	0	5
	Painter Grade II	1	0	1	0	0	0	1	0	1
	Photographer	1	0	1	0	0	0	1	0	1
	Photographer And Photo Media Designer	1	0	1	0	0	0	1	0	1
	Plumber	1	0	1	0	0	0	1	0	1
	Printing Operator	4	0	4	0	0	0	4	0	4
	Private Wealth Manager	1	0	1	0	0	0	1	0	1
	Production Operator	3	0	3	0	0	0	3	0	3
	Project Leader & Digital Strategist	0	1	1	0	0	0	0	1	1
	Project Manager Junior	0	1	1	0	0	0	0	1	1
	Quality Assurance Technician	2	0	2	0	0	0	2	0	2
	Quality Control Officer	1	0	1	0	0	0	1	0	1
	Recruitment Consultant	0	1	1	0	0	0	0	1	1
	Representative Of Overseas Indian Tour Operator	1	0	1	0	0	0	1	0	1
	Sales Manager (Export)	0	1	1	0	0	0	0	1	1
	Sales Representative	0	1	1	0	0	0	0	1	1
	Senior Executive	1	0	1	0	0	0	1	0	1
	Sewing Machine Operator	1	0	1	0	0	0	1	0	1
	Shop Fitter Grade II	1	0	1	0	0	0	1	0	1
	Tailor & Decorator	1	0	1	0	0	0	1	0	1
	Technician	1	0	1	0	0	0	1	0	1
	Tent Decorator	5	0	5	0	0	0	5	0	5
	Tent Erector	21	0	21	0	0	0	21	0	21
	Tent Worker & Decorator	1	0	1	0	0	0	1	0	1
	Waiter	1	0	1	0	0	0	1	0	1
	Welder Grade I	1	0	1	0	0	0	1	0	1
	Welder Grade II	1	0	1	0	0	0	1	0	1
	Sub Total	191	18	209	0	0	0	191	18	209
Professional, Scientific and Technical Activities	Assistant Site Manager	1	0	1	0	0	0	1	0	1
	Cabinet Maker	1	0	1	0	0	0	1	0	1
	Carpenter/Cabinet Maker	1	0	1	0	0	0	1	0	1
	Electrician	2	0	2	0	0	0	2	0	2
	Electro-Mechanic	2	0	2	0	0	0	2	0	2
	Interior Decorator	1	0	1	0	0	0	1	0	1
	Optical Technician	1	0	1	0	0	0	1	0	1
	Technician	1	0	1	0	0	0	1	0	1
	Technician Polyvalent	3	0	3	0	0	0	3	0	3
	Welder	2	0	2	0	0	0	2	0	2
	Sub Total	15	0	15	0	0	0	15	0	15

Table 38 (Cont'd)- Number of valid work permits and certificates of exemption by industrial group, occupation & sex, as at end of April 2024

Industrial Group	Occupation	Valid Work Permits			Certificates of Exemption			Grand Total		
		Male	Female	Both sexes	Male	Female	Both sexes	Male	Female	Both sexes
Administrative and Support	Assistant Grinding Mill Operator	1	0	1	0	0	0	1	0	1
	Call Centre Operator	34	86	120	0	0	0	34	86	120
	Car Valet	5	0	5	0	0	0	5	0	5
	Client Administrator	0	2	2	0	0	0	0	2	2
	Electrician	5	0	5	0	0	0	5	0	5
	Exterminator	2	0	2	0	0	0	2	0	2
	Factory Operator	1	0	1	0	0	0	1	0	1
	Fish Cutting And Packing Machine Operator	2	0	2	0	0	0	2	0	2
	Food Packing Operator	1	0	1	0	0	0	1	0	1
	Fork Lift Operator	2	0	2	0	0	0	2	0	2
	Frigo Boy	5	0	5	0	0	0	5	0	5
	Grinding Mill Operator	3	0	3	0	0	0	3	0	3
	Hand Packer	2	0	2	0	0	0	2	0	2
	Horticulturist Technicians	3	0	3	0	0	0	3	0	3
	Landscaper	4	0	4	0	0	0	4	0	4
	Landscapers	10	0	10	0	0	0	10	0	10
	Machine Operator	23	0	23	0	0	0	23	0	23
	Machine Operator(Extruder)	2	0	2	0	0	0	2	0	2
	Marquees Erector	3	0	3	0	0	0	3	0	3
	Packing Machine Operator	94	1	95	0	0	0	94	1	95
	Pest Control Operator	3	0	3	0	0	0	3	0	3
	Skilled Landscaping Worker	6	0	6	0	0	0	6	0	6
	Tele-Operators	0	5	5	0	0	0	0	5	5
	Tent Erector	16	0	16	0	0	0	16	0	16
	Tree Loppers	8	0	8	0	0	0	8	0	8
	Warehouse Operator	2	0	2	0	0	0	2	0	2
	Sub Total	237	94	331	0	0	0	237	94	331
Public	"Able Body" (Crew Member)	0	0	0	3	0	3	3	0	3
Administration and Defence;	Administrative And Technical Staff	0	0	0	3	0	3	3	0	3
Compulsory Social	Adviser In Renal Transplant	0	0	0	1	0	1	1	0	1
	Adviser In The Field Of Nuclear Medicine	0	0	0	1	0	1	1	0	1
Security	Adviser In The Field Of Paediatric Plastic And Reconstructive Surgery	0	0	0	0	1	1	0	1	1
	Services	0	0	0	1	0	1	1	0	1
	Chief Cook	0	0	0	1	0	1	1	0	1
	Chief Engineer	0	0	0	2	0	2	2	0	2
	Chief Engineer Officer	0	0	0	1	0	1	1	0	1
	Chief General Manager (Des)	0	0	0	1	0	1	1	0	1
	Chief Staff Officer (Technical)	0	0	0	1	0	1	1	0	1
	Chief Staff Officer(Operations)	0	0	0	1	0	1	1	0	1
	Chinese Volunteer Teacher	0	0	0	4	34	38	4	34	38
	Commandant	0	0	0	2	0	2	2	0	2
	Commander	0	0	0	1	0	1	1	0	1
	Commander (Jg)	0	0	0	1	0	1	1	0	1
	Commanding Officer	0	0	0	1	0	1	1	0	1
	Commanding Officer Cgs Barracuda	0	0	0	1	0	1	1	0	1
	Commonwealth National Climate Finance Adviser	0	0	0	1	0	1	1	0	1
	Computer Engineer	0	0	0	2	0	2	2	0	2
	Consultant	0	0	0	1	0	1	1	0	1
	Consultant For The Implementation Of The E-Procurement Project	0	0	0	2	0	2	2	0	2
	Cook	0	0	0	1	0	1	1	0	1
	Cook For Mr.V.K.Johri, National Security Advisor At The	0	0	0	1	0	1	1	0	1
	Coordinator Adviser	0	0	0	1	0	1	1	0	1
	Deputy Light Rail Commissioner	0	0	0	1	0	1	1	0	1
	"Directeur Technique National" (DTN) In Boxing	0	0	0	1	0	1	1	0	1
	"Directeur Technique National"(DTN) In Volleyball	0	0	0	1	0	1	1	0	1
	'Directeur Technique National' (DTN) In Weightlifting	0	0	0	1	0	1	1	0	1
	Director / Ceo	0	0	0	1	0	1	1	0	1
	Director Of The Integrity Reporting Services Agency	0	0	0	1	0	1	1	0	1
	Educator Volunteer	0	1	1	0	0	0	0	1	1
	Electrical Engineer	0	0	0	1	0	1	1	0	1
	Electrical Technician	0	0	0	1	0	1	1	0	1
	Geotechnical Expert	0	0	0	1	0	1	1	0	1
	Head Coach Of Liverpool Football Club Academy (Mauritius)	0	0	0	1	0	1	1	0	1
	Helicopter Pilot	0	0	0	1	0	1	1	0	1
	Indian Naval Officer	0	0	0	3	0	3	3	0	3
	It Engineer	0	0	0	1	0	1	1	0	1
	It Engineer And Trainer	0	0	0	1	0	1	1	0	1
	Itec Expert With The Special Mobile Force (Smf)	0	0	0	1	0	1	1	0	1
	Maid/Nanny (Housekeeper)	0	0	0	1	0	1	1	0	1
	Manager Capital Market	0	0	0	1	0	1	1	0	1
	Manager Insurance And Retirement Funds, Medical Schemes And Intermediaries	0	0	0	1	0	1	1	0	1
	Manager Microfinance And Financial Co Operatives	0	0	0	1	0	1	1	0	1
	Marine Engineering Officer	0	0	0	1	0	1	1	0	1
	Mason Grade I	0	0	0	27	0	27	27	0	27
	Mechanical Technician	0	0	0	1	0	1	1	0	1
	Medical Adviser In Public Health Inspection	0	0	0	1	0	1	1	0	1
	National Security Adviser	0	0	0	1	0	1	1	0	1
	Naval Officer	0	0	0	1	0	1	1	0	1

Table 38 (Cont'd)- Number of valid work permits and certificates of exemption by industrial group, occupation & sex, as at end of April 2024

Industrial Group	Occupation	Valid Work Permits			Certificates of Exemption			Grand Total		
		Male	Female	Both sexes	Male	Female	Both sexes	Male	Female	Both sexes
Public Administration and Defence; Compulsory Social Security (Cont'd)	Office Boy	0	0	0	1	0	1	1	0	1
	Officer In Charge, National Coast Guard Commando Unit	0	0	0	1	0	1	1	0	1
	Oow	0	0	0	1	0	1	1	0	1
	Oow Deck	0	0	0	3	0	3	3	0	3
	Oow Engineer	0	0	0	2	0	2	2	0	2
	Petty Officer Survey Recorders	0	0	0	2	0	2	2	0	2
	Physiotherapist	2	0	2	0	0	0	2	0	2
	Physiotherapist Volunteer	0	1	1	0	0	0	0	1	1
	Pilot	0	0	0	2	0	2	2	0	2
	Principal Evaluator	0	0	0	0	1	1	0	1	1
	Project Coordinator	0	0	0	0	1	1	0	1	1
	Project Manager	0	0	0	3	0	3	3	0	3
	Project Manager And Oil Spill Response Planner	0	0	0	1	0	1	1	0	1
	Research Associate	0	0	0	1	0	1	1	0	1
	Functions For Air Navigation Services	0	0	0	1	0	1	1	0	1
	Senior Economist	0	0	0	1	0	1	1	0	1
	Senior Observer And Qualified Navigation Instructor	0	0	0	1	0	1	1	0	1
	Senior Project Lead	0	0	0	1	0	1	1	0	1
	Skipper	0	0	0	1	0	1	1	0	1
	Special Adviser	0	0	0	0	1	1	0	1	1
	Speech Therapist	0	1	1	0	0	0	0	1	1
	Staff Pilot, Maritime Air Squadron	0	0	0	1	0	1	1	0	1
	Staff Qfl, Maritime Air Squadron	0	0	0	1	0	1	1	0	1
	Sub-Contractor	0	0	0	2	0	2	2	0	2
	Supply Teacher For The Teaching Of Modern Chinese	0	0	0	0	1	1	0	1	1
	Technical Expert	0	0	0	3	0	3	3	0	3
	Technical Lead	0	0	0	1	0	1	1	0	1
	Technical Officer Coast Guard Ship Barracuda	0	0	0	1	0	1	1	0	1
	Technician	0	0	0	2	0	2	2	0	2
	Vessel Traffic System (VTS) Professional	0	0	0	3	0	3	3	0	3
	Volunteer	1	0	1	0	0	0	1	0	1
	"Volontaire De Solidarite International (VSI)"	0	0	0	1	2	3	1	2	3
	"Volontaire International En Entreprise (VIE)"	0	0	0	18	12	30	18	12	30
	Vts Opeartor	0	0	0	2	0	2	2	0	2
	Vts Supervisor	0	0	0	2	0	2	2	0	2
	Sub Total	3	3	6	147	53	200	150	56	206
Education	Academic Chair In Ayurveda System Of Medicine	0	0	0	1	0	1	1	0	1
	Academic Visitor	0	0	0	1	0	1	1	0	1
	Administrative Assistant	1	1	2	0	0	0	1	1	2
	Associate Professor	0	0	0	1	1	2	1	1	2
	"Attache Culturel"	0	0	0	1	0	1	1	0	1
	"Chef D'Etablissement"	0	0	0	1	1	2	1	1	2
	Chinese Director	0	0	0	0	1	1	0	1	1
	Chinese Teacher	0	0	0	2	2	4	2	2	4
	Chinese Volunteer To Teach Chinese Languages	0	1	1	0	0	0	0	1	1
	"Conseiller De Cooperation Et D'Action Culturelle/Directrice"	0	0	0	0	1	1	0	1	1
	"Conseiller Principal D'Education"	0	0	0	0	2	2	0	2	2
	Cook	2	1	3	0	0	0	2	1	3
	Director	1	0	1	0	0	0	1	0	1
	"Directeur Administrative Et Financier"	0	0	0	1	0	1	1	0	1
	"Directeur D'Ecole"	0	0	0	1	0	1	1	0	1
	English Teacher	0	0	0	0	1	1	0	1	1
	"Enseignant Conseiller Pedagogique"	0	0	0	0	1	1	0	1	1
	"Enseignant D'Education Physique Et Sportive"	0	1	1	0	0	0	0	1	1
	"Enseignante En Ecole Primaire"	0	0	0	0	1	1	0	1	1
	Graphics Designer	1	0	1	0	0	0	1	0	1
	International Expert	0	0	0	0	1	1	0	1	1
	Interpreter	0	0	0	2	0	2	2	0	2
	Islamic Teacher	1	0	1	0	0	0	1	0	1
	It Officer	1	0	1	0	0	0	1	0	1
	Lab Technician	3	0	3	0	0	0	3	0	3
	Labourer	2	0	2	0	0	0	2	0	2
	"Maitre Formateur"	0	0	0	0	1	1	0	1	1
	Manager	0	1	1	0	0	0	0	1	1
	Managing Director	0	1	1	0	0	0	0	1	1
	Marketing And Communication Manager	0	1	1	0	0	0	0	1	1
	Priest/Yoga Instructor And Trainer	1	0	1	0	0	0	1	0	1
	Professor	1	0	1	0	0	0	1	0	1
	"Professeur D'Allemand"	0	0	0	0	1	1	0	1	1
	"Professeur D'Anglais"	0	0	0	0	2	2	0	2	2
	"Professeur De Documentation"	0	0	0	0	1	1	0	1	1
	"Professeur Des Ecoles"	0	0	0	4	10	14	4	10	14
	"Professeur D'Economie Et De Gestion"	0	0	0	3	1	4	3	1	4
	"Professeur D'Education Physique Et Sportive"	0	0	0	2	0	2	2	0	2
	"Professeur D'Espagnol"	0	0	0	1	2	3	1	2	3
	"Professeur D'Histoire Et De Geographie"	0	0	0	4	1	5	4	1	5
	"Professeur De Lettres Modernes"	0	0	0	2	3	5	2	3	5
	"Professeur De Mathematiques"	0	0	0	6	0	6	6	0	6
	"Professeur De Philosophie"	0	0	0	1	2	3	1	2	3

Table 38 (Cont'd)- Number of valid work permits and certificates of exemption by industrial group, occupation & sex, as at end of April 2024

Industrial Group	Occupation	Valid Work Permits			Certificates of Exemption			Grand Total		
		Male	Female	Both sexes	Male	Female	Both sexes	Male	Female	Both sexes
Education (Cont'd)	"Professeur De Sciences De La Vie Et De La Terre "	0	0	0	1	1	2	1	1	2
	"Professeure De Sciences Economiques Et Sociales"	0	0	0	0	2	2	0	2	2
	"Professeur De Sciences Physiques"	0	0	0	1	0	1	1	0	1
	"Professeur Des Sciences Physiques Et Chimiques"	0	0	0	0	1	1	0	1	1
	"Provisur D'Adjointe"	0	0	0	0	1	1	0	1	1
	Regional Teaching Excellence Lead	0	0	0	1	0	1	1	0	1
	Secretary General	0	0	0	1	0	1	1	0	1
	Social Worker	0	1	1	0	0	0	0	1	1
	"Stagiaire"	0	0	0	0	1	1	0	1	1
	Teacher	0	3	3	1	1	2	1	4	5
	Visiting Professor	0	0	0	4	0	4	4	0	4
	"Volontaire De Solidarite International (VSI)"	0	0	0	0	2	2	0	2	2
	Yoga Instructor	0	2	2	0	0	0	0	2	2
	Sub Total	14	13	27	43	45	88	57	58	115
Health and Social Work	Aide Soignant (Garde Malade)	1	0	1	0	0	0	1	0	1
	Anaesthesia Technician	7	2	9	0	0	0	7	2	9
	Ayurvedic Massage Therapist	1	0	1	0	0	0	1	0	1
	Ayurvedic Panchakarma Therapist	3	2	5	0	0	0	3	2	5
	Ayurvedic Physician	0	1	1	0	0	0	0	1	1
	Beauty Therapist	0	1	1	0	0	0	0	1	1
	Cardiac Anaesthetist	0	0	0	1	0	1	1	0	1
	Carer, Home	0	1	1	0	0	0	0	1	1
	Cath Lab Technician	1	0	1	0	0	0	1	0	1
	Cook	6	0	6	0	0	0	6	0	6
	Cook, Hospital	2	0	2	0	0	0	2	0	2
	Cook, Indian Cuisine	1	0	1	0	0	0	1	0	1
	Cssd Technician	1	0	1	0	0	0	1	0	1
	Dental Technician	2	0	2	0	0	0	2	0	2
	Food Processing Operator	1	0	1	0	0	0	1	0	1
	Health Care Assistant	7	4	11	0	0	0	7	4	11
	Laboratory Technician	3	3	6	0	0	0	3	3	6
	Manual Therapist	0	1	1	0	0	0	0	1	1
	Massage Therapist	1	0	1	0	0	0	1	0	1
	Massage Therapist Manager	0	1	1	0	0	0	0	1	1
	Medical Laboratory Technician	1	0	1	0	0	0	1	0	1
	Midwife	3	6	9	0	0	0	3	6	9
	Nun	1	0	1	0	0	0	1	0	1
	Nurse	1	0	1	0	0	0	1	0	1
	Nurse Practitioner	1	0	1	0	0	0	1	0	1
	Nursing Officer	32	41	73	0	0	0	32	41	73
	Occupational Therapist	0	1	1	0	0	0	0	1	1
	Operating Theatre Technician	2	0	2	0	0	0	2	0	2
	Optometrist	0	1	1	0	0	0	0	1	1
	Ot Technician	5	0	5	0	0	0	5	0	5
	Physician Medical Specialist	0	1	1	0	0	0	0	1	1
	Physiotherapist	0	1	1	0	0	0	0	1	1
	Pre-Registered Midwife	0	1	1	0	0	0	0	1	1
	Professor Of Forensic Medicine	1	0	1	0	0	0	1	0	1
	Professor Of General Medicine	1	0	1	0	0	0	1	0	1
	Ptf Technician - Ot	1	0	1	0	0	0	1	0	1
	Radiographer	8	1	9	0	0	0	8	1	9
	Radiology Technician	0	1	1	0	0	0	0	1	1
	Registered Nurse	1	2	3	0	0	0	1	2	3
	Resident Medical Officer	1	0	1	0	0	0	1	0	1
	Senior Nursing Officer	0	1	1	0	0	0	0	1	1
	Spa Therapist	0	1	1	0	0	0	0	1	1
	Specialist Nurse - Accident & Emergency	3	0	3	0	0	0	3	0	3
	Specialist Nurse - CCU	0	1	1	0	0	0	0	1	1
	Specialist Nurse - ICU	2	3	5	0	0	0	2	3	5
	Specialist Nurse - Oncology	0	1	1	0	0	0	0	1	1
	Specialist Nurse (Ambulance)	1	0	1	0	0	0	1	0	1
	Staff Nurse	5	12	17	0	0	0	5	12	17
	Staff Nurse - Ot	1	0	1	0	0	0	1	0	1
	Staff Nurse (Accident And Emergency)	2	1	3	0	0	0	2	1	3
	Staff Nurse (Critical Care)	1	1	2	0	0	0	1	1	2
	Staff Nurse (ICU)	0	1	1	0	0	0	0	1	1
	Staff Nurse (Maternity)	1	0	1	0	0	0	1	0	1
	Staff Nurse (Theatre)	1	3	4	0	0	0	1	3	4
	Staff Nurse(Wards)	0	2	2	0	0	0	0	2	2
	Therapist	2	2	4	0	0	0	2	2	4
	Yoga Instructor	1	0	1	0	0	0	1	0	1
	Sub Total	116	101	217	1	0	1	117	101	218
Other Community, Social and Personal Service	Ac Technician	2	0	2	0	0	0	2	0	2
	Acharya (Priest)	2	0	2	0	0	0	2	0	2
	African Choreographer	1	0	1	0	0	0	1	0	1
	Arc Welder	6	0	6	0	0	0	6	0	6
	Archagar (Priest)	1	0	1	0	0	0	1	0	1
	Assistant Dance Teacher	1	0	1	0	0	0	1	0	1

Table 38 (Cont'd)- Number of valid work permits and certificates of exemption by industrial group, occupation & sex, as at end of April 2024

Industrial Group	Occupation	Valid Work Permits			Certificates of Exemption			Grand Total		
		Male	Female	Both sexes	Male	Female	Both sexes	Male	Female	Both sexes
Other Community, Social and Personal Service (cont'd)	Assistant Minister	1	0	1	0	0	0	1	0	1
	Attendant / Carer	0	1	1	0	0	0	0	1	1
	Automobile Electrician	2	0	2	0	0	0	2	0	2
	Beautician / Esthetician	0	1	1	0	0	0	0	1	1
	Carer	0	1	1	0	1	1	0	2	2
	Cloistered Nun	0	4	4	0	0	0	0	4	4
	Coach	1	0	1	0	0	0	1	0	1
	Conservation Biologist	2	0	2	0	0	0	2	0	2
	Consultancy Services For Digital Advisory Services For The Public Sector In Mauritius - Support To Resilience Through Digital Transformation And Capacity Development	0	0	0	1	0	1	1	0	1
	Consultancy To Support The Operations And Programme Unit Of The Country Office	0	0	0	1	0	1	1	0	1
	Consultant	0	0	0	1	0	1	1	0	1
	Cook	2	0	2	0	0	0	2	0	2
	Digital Hearing Aid Technology Manager	1	0	1	0	0	0	1	0	1
	Director	0	2	2	0	1	1	0	3	3
	Director Of Iora	0	0	0	0	1	1	0	1	1
	Director Of Jummah Mosque Dar Ul Ifta	1	0	1	0	0	0	1	0	1
	Director, Corporate Services	0	0	0	1	0	1	1	0	1
	Dravidian Sculptor	1	0	1	0	0	0	1	0	1
	Economics Specialist	0	0	0	1	0	1	1	0	1
	Electro Technician	5	0	5	0	0	0	5	0	5
	Expert - Customer Service	0	1	1	0	0	0	0	1	1
	Expert In Fisheries Management	0	0	0	0	1	1	0	1	1
	Factory Operator	75	0	75	0	0	0	75	0	75
	Factory Operator (Machine Operator, Drying, Laundry)	6	0	6	0	0	0	6	0	6
	Football Coach	2	0	2	0	0	0	2	0	2
	Football Player	29	0	29	0	0	0	29	0	29
	Giz Project Director	0	0	0	1	0	1	1	0	1
	Handball Player	1	0	1	0	0	0	1	0	1
	Head Badminton Coach	1	0	1	0	0	0	1	0	1
	Head Priest	3	0	3	0	0	0	3	0	3
	Helper Of H.E. Salman Al Farisi, Second Secretary General	0	0	0	1	0	1	1	0	1
	Highly Skilled Tamil Temple Decorator	1	0	1	0	0	0	1	0	1
	Hindu Priest	13	0	13	0	0	0	13	0	13
	Imaam	35	0	35	0	0	0	35	0	35
	Individual Contractor	0	0	0	1	0	1	1	0	1
	Information Risk Management Specialist	0	1	1	0	0	0	0	1	1
	Islamic Teacher (Ustad)	1	0	1	0	0	0	1	0	1
	Jockey	5	0	5	0	0	0	5	0	5
	Katheeb (Muslim Priest)	1	0	1	0	0	0	1	0	1
	Kovil Achagar (Temple Priest)	1	0	1	0	0	0	1	0	1
	Landscaper	4	0	4	0	0	0	4	0	4
	Landscaper Grade Ii	57	0	57	0	0	0	57	0	57
	Laundry Machine Operator	15	0	15	0	0	0	15	0	15
	Laundry Machine Technician	1	0	1	0	0	0	1	0	1
	Laundry Worker	11	0	11	0	0	0	11	0	11
	Machine Operator	2	0	2	0	0	0	2	0	2
	Maid (Household)	1	0	1	0	0	0	1	0	1
	Make-Up Artist And Massage Therapist	0	3	3	0	0	0	0	3	3
	Maritime Law Enforcement Mentor	0	0	0	1	0	1	1	0	1
	Mason Grade I	1	0	1	0	0	0	1	0	1
	Mason/Sculptor Grade I	1	0	1	0	0	0	1	0	1
	Massage Therapist	0	2	2	0	0	0	0	2	2
	Minister Of Religion	0	1	1	0	0	0	0	1	1
	Missionary	1	0	1	0	0	0	1	0	1
	Mudarris (Teacher In Islamic School)	1	0	1	0	0	0	1	0	1
	Musician	2	0	2	0	0	0	2	0	2
	Musician (Nadeshwaram)	12	0	12	0	0	0	12	0	12
	Musician (Tavil)	4	0	4	0	0	0	4	0	4
	Musician(Adheena Nadaswara Vidwan)	1	0	1	0	0	0	1	0	1
	Muslim Priest (Mawlana)	1	0	1	0	0	0	1	0	1
	Muslim Shia Priest (Maulana)	1	0	1	0	0	0	1	0	1
	Nanny/Carer	0	0	0	0	1	1	0	1	1
	National Technical Director	1	0	1	0	0	0	1	0	1
	Officiating Priest	2	0	2	0	0	0	2	0	2
	Operations Consultant Under The Operations And Programme Unit	0	0	0	1	0	1	1	0	1
	Operations Manager	0	0	0	0	1	1	0	1	1
	Optical Technician	1	0	1	0	0	0	1	0	1
	Painter (Dravidian Painter)	5	0	5	0	0	0	5	0	5
	Painter (Grade 1 /Dravidian Style)	1	0	1	0	0	0	1	0	1
	Parish Priest	5	0	5	0	0	0	5	0	5
	Pastor	5	1	6	0	0	0	5	1	6
	Poojari	1	0	1	0	0	0	1	0	1
	President And Pastor (Minister Of Religion)	1	0	1	0	0	0	1	0	1
	Priest	86	2	88	0	0	0	86	2	88
	Priest (Swami)	2	0	2	0	0	0	2	0	2
	Principal Priest Bible Teacher	1	0	1	0	0	0	1	0	1
	Pro Development Coordinator	0	1	1	0	0	0	0	1	1

Table 38 (Cont'd)- Number of valid work permits and certificates of exemption by industrial group, occupation & sex, as at end of April 2024

Industrial Group	Occupation	Valid Work Permits			Certificates of Exemption			Grand Total		
		Male	Female	Both sexes	Male	Female	Both sexes	Male	Female	Both sexes
Other Community, Social and Personal Service (cont'd)	Procurement Specialist ,Operations Unit	0	0	0	1	0	1	1	0	1
	Professional Dravidian Musician (Adheena Nadaswara Vidwan)	3	0	3	0	0	0	3	0	3
	Professional Hindu Priest	1	0	1	0	0	0	1	0	1
	Professional Jockey	1	0	1	0	0	0	1	0	1
	Programme Management Specialist	0	0	0	1	0	1	1	0	1
	Projects Coordinator/Coptic Priest	1	0	1	0	0	0	1	0	1
	Rco, Head Of Office	0	0	0	1	0	1	1	0	1
	Religious	0	1	1	0	0	0	0	1	1
	Religious And Social Worker	13	62	75	0	0	0	13	62	75
	Religious And Carer For Old And Sick People	2	0	2	0	0	0	2	0	2
	Religious Musician	2	0	2	0	0	0	2	0	2
	Religious Priest	1	0	1	0	0	0	1	0	1
	Religious Social Worker	1	0	1	0	0	0	1	0	1
	Religious Worker	1	0	1	0	0	0	1	0	1
	"Responsible Performance"	1	0	1	0	0	0	1	0	1
	Round Island Conservation Biologist	0	1	1	0	0	0	0	1	1
	Round Island Warden	2	0	2	0	0	0	2	0	2
	Saloon Assistant	0	2	2	0	0	0	0	2	2
	Sanatan Hindu Priest	2	0	2	0	0	0	2	0	2
	Scientist/Engineer "SD"	0	0	0	1	0	1	1	0	1
	Scientist/Engineer "SF"	0	0	0	1	0	1	1	0	1
	Sculptor	5	1	6	0	0	0	5	1	6
	Sculptor Grade 1	18	0	18	0	0	0	18	0	18
	Sculptor (Grade 1 / Dravidian Style)	3	0	3	0	0	0	3	0	3
	Sculptor Grade 2	1	0	1	0	0	0	1	0	1
	Sculptor (Skilled Worker) - Grade 2	3	0	3	0	0	0	3	0	3
	Sculptor / Painter	1	0	1	0	0	0	1	0	1
	Sculptor/Designer	1	0	1	0	0	0	1	0	1
	Seconded Director	0	0	0	1	1	2	1	1	2
	Secretary General	0	0	0	1	0	1	1	0	1
	Senior In Accounting Department	1	0	1	0	0	0	1	0	1
	Shenai Player	5	0	5	0	0	0	5	0	5
	Shilpi (Professional Temple Sculptor/Mason)	5	0	5	0	0	0	5	0	5
	Shilpi (Professional Temple Sculptor/Mason) Grade II	1	0	1	0	0	0	1	0	1
	Skilled Landscaping Worker	5	0	5	0	0	0	5	0	5
	Spa Therapist	0	9	9	0	0	0	0	9	9
	Stable Jockey	1	0	1	0	0	0	1	0	1
	Stapatee (Painter) Grade I	1	0	1	0	0	0	1	0	1
	Stone Mason Grade 2	3	0	3	0	0	0	3	0	3
	Tamil Priest	5	0	5	0	0	0	5	0	5
	Teacher	1	0	1	0	0	0	1	0	1
	Teacher In Religion	1	1	2	0	0	0	1	1	2
	Temple Priest	6	0	6	0	0	0	6	0	6
	Therapist	0	3	3	0	0	0	0	3	3
	Therapist/ Beautician	0	5	5	0	0	0	0	5	5
	Trainer In Technical School And Priest	1	0	1	0	0	0	1	0	1
	Programme Unit	0	0	0	1	0	1	1	0	1
	Vedic Priest	2	0	2	0	0	0	2	0	2
	Violon Player	0	1	1	0	0	0	0	1	1
	"Volontaire De Solidarite International (VSI)"	0	0	0	2	0	2	2	0	2
	"Volontaire International En Entreprise (VIE)"	0	0	0	5	3	8	5	3	8
	Voluntary Religious Minister	2	0	2	0	0	0	2	0	2
	Volunteer Conservation Biologist	4	4	8	0	0	0	4	4	8
	Welder	3	0	3	0	0	0	3	0	3
	Welder General	2	0	2	0	0	0	2	0	2
	Welder Tig/Mig	3	0	3	0	0	0	3	0	3
	Welder, Tig	2	0	2	0	0	0	2	0	2
	Workplace And Facilities Officer	1	0	1	0	0	0	1	0	1
	Wrestling Coach	1	0	1	0	0	0	1	0	1
	Sub Total	549	111	660	25	10	35	574	121	695
Private Household With Employed Persons	Administrative And Commercial Assistant	0	1	1	0	0	0	0	1	1
	Babysitter	0	5	5	0	0	0	0	5	5
	Care Assistant	0	1	1	0	0	0	0	1	1
	Caregiver	1	0	1	0	0	0	1	0	1
	Carer	54	62	116	0	0	0	54	62	116
	Carer, Home	3	6	9	0	0	0	3	6	9
	Carer - Garde Malade	18	23	41	0	0	0	18	23	41
	Carer (Household Employee)	2	1	3	0	0	0	2	1	3
	Carer And Housemaid	1	0	1	0	0	0	1	0	1
	Carer For Elderly Person	1	0	1	0	0	0	1	0	1
	Carer/Attendant	0	3	3	0	0	0	0	3	3
	Caretaker	1	1	2	0	0	0	1	1	2
	Carpenter	1	0	1	0	0	0	1	0	1
	Cook	2	2	4	0	0	0	2	2	4
	Cook, Gardener And Housekeeper	1	0	1	0	0	0	1	0	1
	Director	0	1	1	0	0	0	0	1	1
	Domestic Assistant	0	0	0	0	1	1	0	1	1

Table 38 (Cont'd)- Number of valid work permits and certificates of exemption by industrial group, occupation & sex, as at end of April 2024

Industrial Group	Occupation	Valid Work Permits			Certificates of Exemption			Grand Total		
		Male	Female	Both sexes	Male	Female	Both sexes	Male	Female	Both sexes
Private Household With Employed Persons (Cont'd)	Domestic Carer	1	0	1	0	0	0	1	0	1
	Domestic Helper	0	1	1	0	0	0	0	1	1
	Domestic Service Carer	0	2	2	0	0	0	0	2	2
	Domestic Worker	0	2	2	0	0	0	0	2	2
	Handyman	1	0	1	0	0	0	1	0	1
	House Assistant (Household Employee/Cook)	0	1	1	0	0	0	0	1	1
	House Maid	1	2	3	0	0	0	1	2	3
	Household Worker	5	5	10	0	0	0	5	5	10
	Housekeeper	1	2	3	0	0	0	1	2	3
	Housekeeper (Household Employee)	0	3	3	0	0	0	0	3	3
	Housekeeper (Live In)	0	1	1	0	0	0	0	1	1
	Housekeeper/ Personal Assistant	0	1	1	0	0	0	0	1	1
	Housework/Helper	1	0	1	0	0	0	1	0	1
	Houseworker/Carer For Elderly Person	0	1	1	0	0	0	0	1	1
	Maid	37	14	51	0	0	0	37	14	51
	Nanny	0	9	9	0	0	0	0	9	9
	Professional Nanny	0	1	1	0	0	0	0	1	1
	Specialised Care Giver	0	1	1	0	0	0	0	1	1
	Sub Total	132	152	284	0	1	1	132	153	285
Extra-territorial Organisations and Bodies	Administrative And Technical Staff	0	0	0	1	0	1	1	0	1
	Adviser And Manager	0	0	0	1	0	1	1	0	1
	"Agent Administratif"	0	0	0	4	4	8	4	4	8
	" Attache De Cooperation Educative Au Service De Cooperation Et D'Action Culturelle (SCAC)"	0	0	0	1	0	1	1	0	1
	Caregiver	0	0	0	0	1	1	0	1	1
	"Chef Regional De Securite Operationnel"	0	0	0	1	0	1	1	0	1
	Chief Of Mission	0	0	0	0	2	2	0	2	2
	Civil Engineer (Third Party Contractor)	0	0	0	1	0	1	1	0	1
	Commonwealth National Climate Finance Adviser	0	0	0	1	0	1	1	0	1
	" Consule Ajointe / Cheffe De Chancellerie "	0	0	0	0	1	1	0	1	1
	'Consule Ajointe/ Secretaire Generale'	0	0	0	0	1	1	0	1	1
	Consultant	0	0	0	0	1	1	0	1	1
	Cook Of H.E Mr. Kawaguchi, Ambassador Extraordinary And Plenipotentiary Of Japan To Mauritius	0	0	0	1	0	1	1	0	1
	Cook Of H.E. Mr. Masahiro Kan (Ambassador Extraordinary And Plenipotentiary Of Japan To Mauritius)	0	0	0	1	0	1	1	0	1
	Engineer To Carry-Out Renovation Works Exclusively	0	0	0	4	0	4	4	0	4
	"Expert Confirme En Gestion De Programmes De Securite Alimentaire Et Nutritionnelle"	0	0	0	1	0	1	1	0	1
	Fisheries Mcs Expert	0	0	0	1	0	1	1	0	1
	Housekeeper Of Ms. Abigail Lynn Unger, Office Management Specialist	0	0	0	0	1	1	0	1	1
	Individual Contractor For Grassroots Project	0	0	0	0	1	1	0	1	1
	Maid	0	0	0	0	1	1	0	1	1
	Personal Nanny & Housekeeper Of Ms. Alia Hirji, Chief Of Mission	0	0	0	0	1	1	0	1	1
	Research Intern	0	0	0	0	1	1	0	1	1
	Senior Domestic Worker	0	0	0	0	1	1	0	1	1
	"Stagiaire A La Chancellerie Diplomatique"	0	0	0	0	1	1	0	1	1
	Volontaire Internationale En Entreprise	0	0	0	10	14	24	10	14	24
	"Volontaire De Solidarite International (VSI)"	0	0	0	1	2	3	1	2	3
	"Volontaire International (Vi) En Tant Que Charge De Mission Economique"	0	0	0	1	0	1	1	0	1
	Sub Total	0	0	0	30	33	63	30	33	63
Total		29871	4753	34624	7913	161	8074	37784	4914	42698

SECTION II



Section II - Rodrigues

1. Introduction

This section presents data on registered jobseekers for Rodrigues Island. The functioning of the Employment Information Centre in Rodrigues is similar to that in Mauritius.

2. Registered Unemployed

The number of registered unemployed as at the end of April 2024 was 3,556 (1,390 males and 2,166 females), while the number of registrants in employment amounted to 1,138 consisting of 511 males and 627 females (Table 1.1). 46% of the unemployed persons were aged between 16 and 29 years (Table 1.2).

Table 1.1 - Number of registered Unemployed and In Employment jobseekers by sex, as at end April 2024

Registered Jobseekers	Male	Female	Both sexes
Unemployed	1,390	2,166	3,556
In Employment	511	627	1,138
Total	1,901	2,793	4,694

Table 1.2 - Number of registered unemployed and in employment by sex and age group, as at end April 2024

Age group	Unemployed						In employment						Total					
	Male		Female		Total		Male		Female		Total		Male		Female		Total	
	Number	%	Number	%	Number	%	Number	%	Number	%	Number	%	Number	%	Number	%	Number	%
16 - 29	660	47	988	46	1,648	46	249	49	315	50	564	50	909	48	1,303	47	2,212	47
30 - 39	352	25	738	34	1,090	31	153	30	225	36	378	33	505	27	963	34	1,468	31
40+	378	27	440	20	818	23	109	21	87	14	196	17	487	26	527	19	1,014	22
Total	1,390	100	2,166	100	3,556	100	511	100	627	100	1,138	100	1,901	100	2,793	100	4,694	100

The educational attainment of unemployed registrants was mainly in the category “Form I to V (including SC failed)” at 38%. Only 103 registrants had their Higher School Certificate. The length of unemployment of 17% of the registered unemployed was less than 2 years, and about 68% had been looking for work for 5 years or more. The average length of registration worked out to 4.1 years. . The average length of registration for females being slightly higher than that of males, 3.9 years compared to 4.2 years (Tables 1.3 and 1.4).

Table 1.3 - Registered unemployed jobseekers by qualification and sex, as at end of April 2024

Qualification	Male		Female		Total	
	Number	%	Number	%	Number	%
Education Nil + Std VI Failed	503	36	385	18	888	25
Standard VI Passed	189	14	239	11	428	12
Form I to V (including SC failed)	435	31	911	42	1,346	38
SC	220	16	526	24	746	21
HSC	29	2	74	3	103	3
Professional	14	1	31	1	45	1
Total	1,390	100	2,166	100	3,556	100

As regards previous work experience, 513 registrants had, in the past, worked or were qualified to work as “Craft and related trades workers”. The proportion of those who have never worked and did not possess any technical or professional qualifications is higher among female unemployed; 13% of the latter have never worked, compared to 5% of males unemployed (Table 1.5).

3. New registrants and re-registrants

For the month of April 2024, 57 new unemployed jobseekers have registered themselves consisting of 28 males and 29 females. The number of unemployed re-registrants and the number of unemployed jobseekers who reported for maintaining their registration are 52 (32 males and 20 females) and 300 (109 males and 191 females) respectively.

For in employment, there were 3 new registrant (1 male and 2 females) and 6 re-registrants (2 males and 4 females). 91 (40 males and 51 females) in employment registrants reported to the Employment Information Centres to maintain their registration (Table 1.6).

4. Registered unemployed with disabilities

Among the 3,556 unemployed registrants, there were 12 persons with disabilities who were looking for work comprising of 7 males and 5 females (Table 1.7).

Table 1.4 - Number of registered unemployed by qualification, length of registration, sex and age-group, Island of Rodrigues, as at end of April 2024

Qualification	Age-group Length of Registration	Male					Female					Both sexes				
		16 - 19	20 - 29	30 - 39	40+	Total	16 - 19	20 - 29	30 - 39	40+	Total	16 - 19	20 - 29	30 - 39	40+	Total
Education Nil +Std VI Failed	Less than 1 year	2	11	8	16	37	1	12	3	5	21	3	23	11	21	58
	1 yr but < 2 yrs	2	12	6	9	29	1	12	3	7	23	3	24	9	16	52
	2 yrs but < 3 yrs	0	8	8	5	21	0	4	6	4	14	0	12	14	9	35
	3 yrs but < 4 yrs	0	8	2	3	13	0	4	4	6	14	0	12	6	9	27
	4 yrs but < 5 yrs	0	7	3	5	15	0	2	5	2	9	0	9	8	7	24
	5 yrs and above	0	22	106	260	388	0	18	100	186	304	0	40	206	446	692
	Total	4	68	133	298	503	2	52	121	210	385	6	120	254	508	888
Standard VI (Passed)	Less than 1 year	7	14	1	1	23	19	18	1	0	38	26	32	2	1	61
	1 yr but < 2 yrs	1	12	2	2	17	0	8	4	2	14	1	20	6	4	31
	2 yrs but < 3 yrs	0	4	2	0	6	0	3	5	1	9	0	7	7	1	15
	3 yrs but < 4 yrs	0	3	1	0	4	0	2	2	0	4	0	5	3	0	8
	4 yrs but < 5 yrs	0	3	0	0	3	0	6	0	1	7	0	9	0	1	10
	5 yrs and above	0	46	57	33	136	0	56	70	41	167	0	102	127	74	303
	Total	8	82	63	36	189	19	93	82	45	239	27	175	145	81	428
Form I to V (including SC failed)	Less than 1 year	22	21	2	1	46	26	19	3	0	48	48	40	5	1	94
	1 yr but < 2 yrs	9	36	2	1	48	8	57	3	1	69	17	93	5	2	117
	2 yrs but < 3 yrs	0	49	1	0	50	0	36	2	1	39	0	85	3	1	89
	3 yrs but < 4 yrs	0	29	2	0	31	0	42	5	0	47	0	71	7	0	78
	4 yrs but < 5 yrs	0	25	1	2	28	0	37	4	2	43	0	62	5	4	71
	5 yrs and above	0	92	105	35	232	0	200	327	138	665	0	292	432	173	897
	Total	31	252	113	39	435	34	391	344	142	911	65	643	457	181	1,346

Table 1.4 (cont'd) - Number of registered unemployed by qualification, length of registration, gender and age group, Island of Rodrigues, as at end of April 2024

Qualification	Age-group Length of Registration	Male					Female					Both sexes				
		16 - 19	20 - 29	30 - 39	40+	Total	16 - 19	20 - 29	30 - 39	40+	Total	16 - 19	20 - 29	30 - 39	40+	Total
SC	Less than 1 year	17	29	0	0	46	26	26	1	0	53	43	55	1	0	99
	1 yr but < 2 yrs	2	21	0	0	23	4	27	0	0	31	6	48	0	0	54
	2 yrs but < 3 yrs	0	17	0	0	17	0	36	0	0	36	0	53	0	0	53
	3 yrs but < 4 yrs	0	11	0	0	11	0	23	0	1	24	0	34	0	1	35
	4 yrs but < 5 yrs	0	16	0	0	16	0	26	0	1	27	0	42	0	1	43
	5 yrs and above	0	63	39	5	107	0	147	170	38	355	0	210	209	43	462
	Total	19	157	39	5	220	30	285	171	40	526	49	442	210	45	746
HSC	Less than 1 year	1	13	0	0	14	7	19	0	0	26	8	32	0	0	40
	1 yr but < 2 yrs	0	2	0	0	2	0	5	0	0	5	0	7	0	0	7
	2 yrs but < 3 yrs	0	5	0	0	5	0	12	0	0	12	0	17	0	0	17
	3 yrs but < 4 yrs	0	1	0	0	1	0	2	0	0	2	0	3	0	0	3
	4 yrs but < 5 yrs	0	3	0	0	3	0	4	0	0	4	0	7	0	0	7
	5 yrs and above	0	4	0	0	4	0	14	11	0	25	0	18	11	0	29
	Total	1	28	0	0	29	7	56	11	0	74	8	84	11	0	103
Professional	Less than 1 year	0	2	0	0	2	0	4	1	0	5	0	6	1	0	7
	1 yr but < 2 yrs	0	2	0	0	2	0	0	0	0	0	0	2	0	0	2
	2 yrs but < 3 yrs	0	1	0	0	1	0	1	0	0	1	0	2	0	0	2
	3 yrs but < 4 yrs	0	0	0	0	0	0	0	0	0	0	0	0	0	0	0
	4 yrs but < 5 yrs	0	0	0	0	0	0	0	0	0	0	0	0	0	0	0
	5 yrs and above	0	5	4	0	9	0	14	8	3	25	0	19	12	3	34
	Total	0	10	4	0	14	0	19	9	3	31	0	29	13	3	45
Grand Total		63	597	352	378	1,390	92	896	738	440	2,166	155	1,493	1,090	818	3,556

Figure 7 - Registered unemployed (%) by educational attainment for Island of Rodrigues, as at end of April 2024

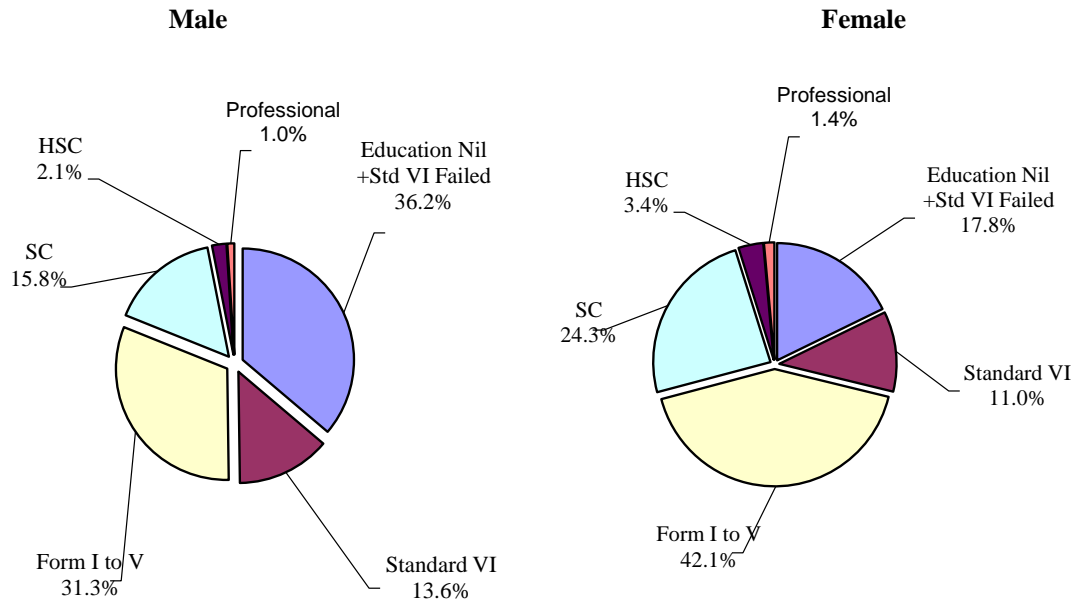


Figure 8 - Number of registered unemployed by age group & sex for Island of Rodrigues, as at end of April 2024

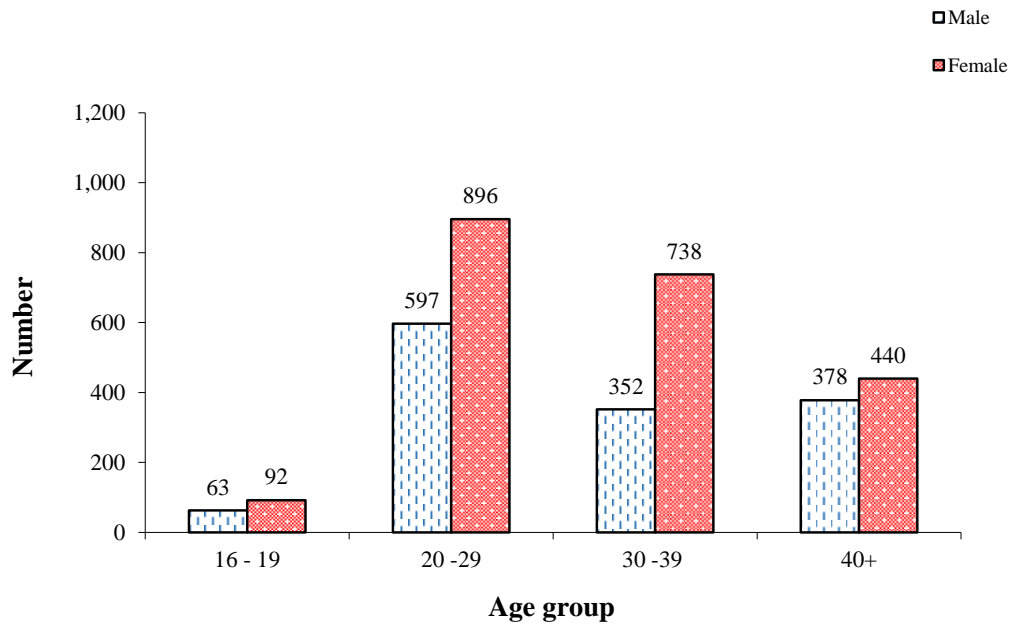


Table 1.5 - Number of registered unemployed by occupational group and sex, Island of Rodrigues, as at end of April 2024

Occupational group	Male	Female	Both sexes
Managers	3	10	13
Professionals	18	24	42
Technicians & Associate Professionals	38	92	130
Clerical support workers	21	173	194
Service & sales workers	117	569	686
Skilled agricultural, forestry & fishery workers	146	55	201
Craft & related trades workers	320	193	513
Plant & machine operators & assemblers	108	46	154
Elementary occupations	553	717	1,270
New workers seeking employment	66	287	353
Total	1,390	2,166	3,556

Table 1.6 - Number of Unemployed and In Employment new registrants, re-registrants & those who reported for maintaining their registration by sex, Island of Rodrigues, April 2024

Type of registration	Unemployed			In Employment			Total		
	Male	Female	Both sexes	Male	Female	Both sexes	Male	Female	Both sexes
New Registration	28	29	57	1	2	3	29	31	60
Re-registration	32	20	52	2	4	6	34	24	58
Reported	109	191	300	40	51	91	149	242	391
Total	169	240	409	43	57	100	212	297	509

Table 1.7 - Number of registered unemployed with disabilities by nature of disability and sex, Island of Rodrigues, as at end of April 2024

Nature of disability	Male	Female	Both sexes
Abnormal movement of body parts	0	1	1
Deformation of body parts since birth	1	0	1
Disabled following surgical operation or illness	2	1	3
Disabled due to accidents	1	0	1
Epileptic	1	1	2
Partly Blind	1	1	2
Partly Deaf	1	1	2
Total	7	5	12

GLOSSARY

Active Population or Labour Force - active population or labour force is made up of employed and unemployed population.

Activity Rate - activity rate is the ratio (%) of labour force to population aged 16+ (active and inactive population)

Back to Work Programme (BTWP) - a programme launched in June 2015, is meant for women above 35 years of age to enable them take up or resume employment. All women should register first as unemployed at the EIC before applying at BTWP.

Certificate of Exemption- the Employment (Non-Citizens) (Restriction) Exemptions Regulations 1970, stipulates that certain categories of expatriates are exempted from a work permit during his/her period of employment in Mauritius.

De-Registration - jobseekers who fail to maintain their registration during the month and consequently their applications are removed from the live register and placed in a dormant register.

Disability - any limitation to perform a daily life activity in a manner considered normal for persons of their age.

Dual Training Programme (DTP) - a programme launched in 2015 is a mix of practical on-the-job training and classroom studies. The main objective of the DTP is to address the problem of skills mismatch in the labour market and to ensure the availability of skilled manpower for employers.

Educational attainment - the highest level of education completed, whereas for persons attending school, it refers to the standard, form or course being attended.

Employment - employed population aged 16 years and above (16+) who have worked for pay, profit or family gain for at least one hour during the reference week of a month. It includes those who are temporarily absent from work for reasons such as leave with pay, leave without pay and temporary disorganisation of work (bad weather, breakdown of equipment, lack of order, etc.).

Employment Information Centres (EIC) - the thirteen public Employment Office found in Mauritius and one in Rodrigues where among others attention is being given to jobseekers.

Industrial Group - the national classification based on ISIC (International Industrial Classification of Economic Activities) Rev 3 of United Nations is the reference classification of productive activities. Its main purpose is to provide a set of activity categories that can be utilised for the collection and reporting of statistics according to such activities.

In-employment jobseekers at EIC - persons who are in some sort of employment and are in search of a well remunerated or secured job.

Inflation rate - inflation rate as measured by the Consumer Price Index (CPI) is the percentage change in the level of prices from one period to another. It is measured by comparing the average level of prices during a twelve-month period with the average level during the corresponding previous twelve-month period. The CPI is an indicator of changes over time in the general level of goods and services acquired by Mauritian consumers.

Jobseeker - Any citizen of Mauritius aged 16 years and above who is actively looking for employment and is available to work.

Job Management System - The website of the National Employment Department, where employers and jobseekers interact freely. The website <https://mauritiusjobs.govmu.org> was launched in June 2014. Jobseekers register their Curriculum Vitae (CV) and apply for jobs; while employers input vacancies and search for candidates.

Labour migration - The movement of people from one country to another for employment in a better environment.

Live Register - the database of jobseekers who are registering at the National Employment Department.

Magazine de L'Emploi et des Metiers - A television programme for broadcast of vacancies and information on the world of work. It also includes radio talk shows and debates on television relating to the labour market.

New registrant - a jobseeker who apply for registration for the first time at the National Employment Department.

New and renewed work permit - Each time when enterprises initially apply for the work permit of foreign workers for the first time at the Ministry of Labour, Human Resource Development and

Training and employ them for the first time, the work permit is considered as new. In case the foreigners move from the actual enterprise for another enterprise, the valid work permit is cancelled and again a new work permit rather than renewed work permit is issued. But in case of expiry of the current work permit and the foreign worker is still working for the same enterprise, the work permit is renewed. Applications should be submitted two months prior to the expiry of the current work permit. Applications for renewal of work permits received after expiry of current work permits is not accepted

Occupational Group - the National Classification of Occupations 2009 (NCO-09) adopted from International Standards Classification of Occupations 2008 (ISCO-08) which is a document of the International Labour Organisation (ILO) and is a tool for organising jobs in a clearly defined set of groups and according to the specificity of the tasks and duties undertaken in the job.

Placement - the offer of a decent and remunerative job/internship to a jobseeker.

Public Sector - It comprises of organisations that are owned and operated by Government and exist to provide services for its citizens.

Real Gross Domestic Product (GDP) Growth Rate - the rate of change that GDP at basic prices (amount receivable by the producer exclusive of taxes and inclusive of subsidies on products) changes/grows from one year to another after removing price effect. GDP is the aggregate money value of all goods and services produced within a country out of economic activity during a specified period, usually a year, before provision for the consumption of fixed capital.

Registered unemployed and in-employment at EIC - Only those persons who actively and continuously maintain their registration at EIC are included as registered. The live register comprise of new registrants, re-registrants and those maintaining their registration.

Reported - jobseekers who are maintaining their names on the live register of the National Employment Department.

Re-registrants - those who have ceased registration for a period not exceeding two years, and come back to be re-admitted on the live register. If the break is more than two years then the case will be considered as a new one.

Trainee Engineer Scheme – Government announced a special scheme in the Budget Programme 2016 – 2017. The scheme aimed at providing practical training for graduates in Engineering in order to enable

them to qualify for registration with the Council of Registered Professional Engineers (CRPE) of Mauritius and to operate as full-fledged Engineers.

Unemployment (Continuous Multi-Purpose Household Survey) - unemployment population comprise all Mauritians aged 16+ who are not working but who are looking for work and are available for work during the reference period.

Unemployed registered jobseekers at EIC - jobseekers aged 16 years and above registered as unemployed at EIC who are without work, currently available for work and actively seeking for work limited to Mauritian citizen residing in Mauritius and Rodrigues Island.

Unemployment rate - unemployment rate is the ratio (%) of unemployment to labour force.

Vacancy - a position in an enterprise that is vacant and a call for suitable candidate is being made.

Valid work permit - The non-citizens (Employment Restriction) Act 1973, stipulates that a non-citizen shall not engage in any occupation in Mauritius for reward or profit or be employed in Mauritius unless there is in force in relation to him a valid permit and he engages in the occupation, or is employed in accordance with any condition which may be specified in the permit. The Act also stipulates that “no person shall have a non-citizen in his employment in Mauritius without there being in force a valid permit in relation to that employment.”

Work Permit - a legal document authorising a person under certain conditions to take employment in Mauritius.

Workfare Programme - The Workfare Programme (WP) was initiated by Government to protect laid off workers in the difficult phase of their lives by providing them financial relief and assistance in terms of job placement, training /re-skilling and starting up a business. It has been incorporated in the new Labour Laws under the Employment Rights Act 2008 and became effective following proclamation of the Act on 02 February 2009.

Youth Employment Programme (YEP) - a programme which started in 2013 for unemployed youth aged between 16 and 35 years and provides them with training and placement in an enterprise for an initial period of one year with the possibility of one additional year of placement with another enterprise. All youth should register first as unemployed at the EIC before applying at YEP.



NATIONAL EMPLOYMENT DEPARTMENT

11th Floor, Victoria House,
C/r St Louis & Barracks Streets,
Port-Louis

■ Mauritius Jobs
405 0129
<https://mauritiusjobs.govmu.org/>

■ Back To Work Programme
405 0120 / 405 0121
www.backtowork.mu

■ Dual Training Programme
405 0123
<https://mauritiusjobs.govmu.org/>

■ Youth Employment Programme
405 0111 / 36
405 0185 / 82
www.yep.mu

■ Labour Market Information System
405 0126 / 27
<https://mauritiusjobs.govmu.org/>

■ Trainee Engineer Scheme
405 0131 / 405 0122
<https://mauritiusjobs.govmu.org/>